



DIFFERENCE MAKERS



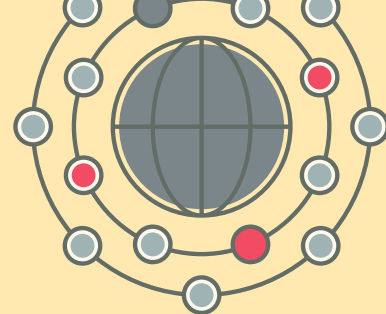

ANNUAL FINANCIAL STATEMENTS 2022

NPO Registration number - 020-050




1000000000000000






CONTENTS



General Information	3
Board Responsibilities and Approval	4
Certificate by the Board Secretary	5
Board Report	6-7
Independent Auditors' Report	8-11
Statement of Financial Position	12
Statement of Surplus or Deficit and Other Comprehensive Income	13
Statement of Changes in Reserves – Group	14
Statement of Changes in Reserves – Institute	16
Statement of Cash Flows	17
Accounting Policies and Notes to the Group and Institute's Annual Financial Statements	18-67



GENERAL INFORMATION

Country of Incorporation and Domicile	South Africa
Registration Number	NPO 020-050
Nature of Business and Principal Activities	The principal activity of the Group and Institute is to serve the interests of the chartered accountancy profession and society by upholding professional standards, integrity and the pre-eminence of South African chartered accountants worldwide.
Board	Motholo, V (Chairman) Forbes, Y (Lead Independent) Swanepoel, J (Chairperson of Council) Bekwa, B du Toit, J Lamola, FL le Roux, AM (Appointed 29 June 2022) Madiba, SC (Appointed 26 May 2022) Mofokeng, TM (Appointed 26 May 2022) Nomvalo, SF Singh, D (Appointed 26 May 2022) Tsvetu, B Lubbe, I (Resigned 26 May 2022) Ramokhele, B (Resigned 26 May 2022) Singer, M (Resigned 26 May 2022) Stock, P (Resigned 26 May 2022)
Registered Office	17 Fricker Road, Illovo, Johannesburg South Africa 2196
Postal Address	Private Bag X32 Northlands 2116
Bankers	Nedbank Limited First National Bank, a division of FirstRand Limited Standard Bank Limited
Tax Number	140000111
Level of Assurance	These financial statements have been audited in compliance with the applicable requirements of the Companies Act No 71 of 2008.
Auditors	Mazars 54 Glenhove Rd Melrose Estate Johannesburg 2196
Board Secretary	J Snyman
Published Date	02 May 2023

BOARD RESPONSIBILITIES AND APPROVAL

The board is required by the Companies Act No 71 of 2008 to maintain adequate accounting records and is responsible for the content and integrity of the Group and Institute annual financial statements and other information included in this report. It is its responsibility to ensure that the Group and Institute's annual financial statements satisfy the financial reporting standards with regards to form and content and fairly present the Group and Institute statements of financial position, results of operations and business of the Group, and explain the transactions and financial position of the business of the Group at the end of the financial year. The Group and Institute annual financial statements are based upon appropriate accounting policies consistently applied throughout the Group and supported by reasonable and prudent judgements and estimates.

The board acknowledges that it is ultimately responsible for the system of internal financial control established by the Group and place considerable importance on maintaining a strong control environment. To enable the board to meet these responsibilities, the board sets standards for internal control aimed at reducing the risk of error or loss in a cost effective manner. The standards include the proper delegation of responsibilities within a clearly defined framework, effective accounting procedures and adequate segregation of duties to ensure an acceptable level of risk. These controls are monitored throughout the Group and all employees are required to maintain the highest ethical standards in ensuring the Group's business is conducted in a manner that in all reasonable circumstances is above reproach.

The focus of risk management in the Group is on identifying, assessing, managing and monitoring risk across the Group. While operating risk cannot be fully eliminated, the Group endeavours to minimise it by ensuring that appropriate infrastructure, controls, systems and ethical behaviour are applied and managed within predetermined procedures and constraints.

The board is of the opinion, based on the information and explanations given by management, that the system of internal control provides reasonable assurance that the financial records may be relied on for the preparation of the Group and Institute annual financial statements. However, any system of internal financial control can provide only reasonable, and not absolute assurance against material misstatement or loss. The going-concern basis has been adopted in preparing the financial statements. Based on forecasts and available cash resources the board has no reason to believe that the Group will not be a going concern in the foreseeable future. The Group and Institute annual financial statements support the viability of the Group.

The Group and Institute annual financial statements have been audited by the independent auditing firm, Mazars, who has been given unrestricted access to all financial records and related data, including minutes of all meetings of the board and committees of the board. The board believes that all representations made to the independent auditor during the audit were valid and appropriate. The external auditors' unqualified audit report is presented on pages 8 to 11.

The Group and Institute annual financial statements set out on pages 6 to 67 which have been prepared on the going concern basis, were approved by the board and were signed on 02 May 2023 on their behalf by:

V Motsholo

Board Chairman

02 May 2023

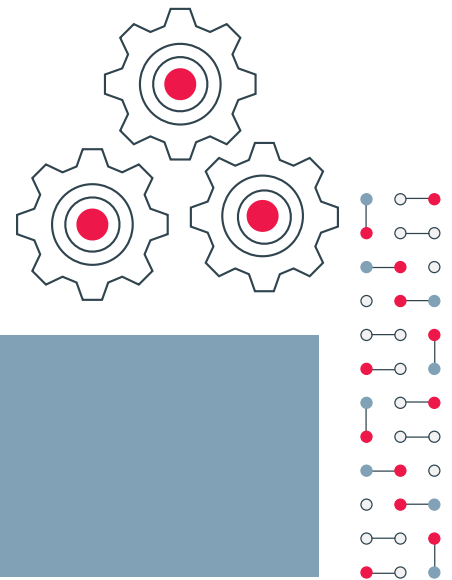
CERTIFICATE BY THE BOARD SECRETARY

I hereby confirm, in my capacity as board secretary of The South African Institute of Chartered Accountants (NPO) Group, that for the financial year ended 31 December 2022, the companies within the Group have filed all required returns and notices in terms of the Companies Act, 2008, with the Companies and Intellectual Property Commission and that all such returns and notices are to the best of my knowledge and belief true, correct and up to date.

J Snyman

Board Secretary

02 May 2023



BOARD REPORT

THE BOARD PRESENTS ITS REPORT FOR THE YEAR ENDED 31 DECEMBER 2022.

1. REVIEW OF ACTIVITIES

Main business and operations

The principal activity of the Group is to serve the interests of the chartered accountancy profession and society, by upholding professional standards, integrity and the pre-eminence of South African chartered accountants worldwide.

The operating results and statements of financial position of the Group are fully set out in the attached financial statements and do not in our opinion require any further comment.

2. GOING CONCERN

The Group and Institute financial statements have been prepared on the going concern basis. This basis presumes that funds will be available to finance future operations and that the realisation of assets and settlement of liabilities, contingent obligations and commitments will occur in the ordinary course of business. The application of this basis is supported by a detailed budget process which has incorporated COVID-19 impacts and include a certain level of judgements and estimates as well as ongoing compliance with budgeting controls.

During the course of the 2022 financial year, all COVID-19 restrictions were lifted allowing companies the opportunity to resume business as usual. However, the impact that COVID-19 has left on the economy is still evident and therefore management have continued to be prudent.

As the circumstances involving Russia and Ukraine remain unchanged into the 2023 financial year, the global impact and the indirect impact on the South African economy is considered to not have a major impact on the Group and Institute.

Loadshedding is a challenge that many businesses in South Africa are facing. SAICA have ensured that backup power sources have been installed reducing the risks in relation to loadshedding. The impact is therefore deemed not to be material on the business of SAICA.

3. EVENTS AFTER THE REPORTING DATE

The volatility in the foreign currency may impact the foreign creditors in the Group. Foreign currency risk is discussed in detail in note 32.1.1.

Furthermore, the grey listing of South Africa has also occurred, however this has not had a material impact on SAICA as at the date of this report.

The board is not aware of any other matter or circumstance arising since the end of the financial year to the date of this report that could have a material effect on the financial position of the Group and Institute.

4. BOARD INTEREST IN CONTRACTS

To our knowledge none of the directors had any interest in contracts entered into during the year under review.

5. BOARD

The Board of the Institute during the reporting period and up to the date of this report was constituted as follows:

	APPOINTMENT/RESIGNATION DATE
Motholo, V (Chairman)	
Forbes, Y (Lead Independent)	
Swanepoel, J (Chairperson of Council)	
Bekwa, B	
du Toit, J	
Lamola, FL*	
le Roux, AM	Appointed 29 June 2022
Madiba, SC	Appointed 26 May 2022
Mofokeng, TM	Appointed 26 May 2022
Nomvalo, SF*	
Singh, D	Appointed 26 May 2022
Tsvetu, B	
Lubbe, I	Resigned 26 May 2022
Ramokhele, B	Resigned 26 May 2022
Singer, M	Resigned 26 May 2022
Stock, P	Resigned 26 May 2022

* These Board members are employed at the Institute and have standard employment contracts.

6. SECRETARY

The Group's designated board secretary is J Snyman.

7. INTEREST IN SUBSIDIARIES

All interests in controlled entities are disclosed in note 7.

8. INDEPENDENT AUDITORS

Mazars were the independent auditors for the reporting period.

INDEPENDENT AUDITOR'S REPORT

REPORT ON THE AUDIT OF THE CONSOLIDATED AND SEPARATE FINANCIAL STATEMENTS

To the Members of The South African Institute of Chartered Accountants (NPO) Group

OPINION

We have audited the consolidated and separate financial statements of The South African Institute of Chartered Accountants (NPO) Group ("the Group and the Institute") set out on pages 12 to 67, which comprise the consolidated and separate statements of financial position as at 31 December 2022, and the consolidated and separate statements of surplus or deficit and other comprehensive income, the consolidated and separate statement of changes in equity and the consolidated and separate statement of cash flows for the year then ended, and notes to the consolidated and separate financial statements, including a summary of significant accounting policies.

In our opinion, the consolidated and separate financial statements present fairly, in all material respects, the consolidated and separate financial position of The South African Institute of Chartered Accountants (NPO) Group as at 31 December 2022, and its consolidated and separate financial performance and consolidated and separate cash flows for the year then ended in accordance with International Financial Reporting Standards and the requirements of the constitution of the Institute.

BASIS FOR OPINION

We conducted our audit in accordance with International Standards on Auditing (ISAs). Our responsibilities under those standards are further described in the *Auditor's Responsibilities for the Audit of the Consolidated and Separate Financial Statements* section of our report. We are independent of the Group in accordance with the Independent Regulatory Board for Auditors' *Code of Professional Conduct for Registered Auditors* (IRBA Code) and other independence requirements applicable to performing audits of financial statements in South Africa. We have fulfilled our other ethical responsibilities in accordance with the IRBA Code and in accordance with other ethical requirements applicable to performing audits in South Africa. The IRBA Code is consistent with the corresponding sections of the International Ethics Standards Board for Accountants' *International Code of Ethics for Professional Accountants (including International Independence Standards)*. We believe that the audit evidence we have obtained is sufficient and appropriate to provide a basis for our opinion.

KEY AUDIT MATTERS

Key audit matters are those matters that, in our professional judgement, were of most significance in our audit of the consolidated and separate financial statements of the current period. These matters were addressed in the context of our audit of the consolidated and separate financial statements as a whole, and in forming our opinion thereon, and we do not provide a separate opinion on these matters.

MATTER	AUDIT RESPONSE
<p>Recognition of revenue</p> <p>Refer to note 19.1 of the Group and Institute's financial statements.</p> <p>The Group and Institute's revenue from subscriptions and professional development fees represents 83% of total revenue for the year. Furthermore, the Group and Institute focus on revenue as a going concern measure which may create an incentive for revenue to be recognised before the revenue recognition requirements of IFRS 15 Revenue from Contracts with Customers has been met</p> <p>Subscription and professional development fees are automatically invoiced in advance on the iMIS and TCMS systems. Members make payment on these subscription and professional development fees from the date of receipt of the invoice until the payment cut-off date. This could result in revenue and contract liabilities being incorrectly accounted for at year-end.</p> <p>Due to the significance of the revenue amount and the significant risk associated with revenue recognition in relation to subscription and professional development fees, the occurrence and cut-off assertions required significant audit attention.</p>	<p>Our audit procedures included, amongst others, the following:</p> <p>We documented and assessed the design, implementation and operating effectiveness of relevant key controls over revenue recognition;</p> <p>We have agreed a sample of the sales invoices recorded as revenue in the financial statements to the supporting invoice and bank statements to verify that the revenue occurred and was recorded in the correct period;</p> <p>We performed substantive tests of detail on a sample of cash receipts from the contract liabilities schedule at year-end and agreed this to the iMIS (Subscription fees) and TCMS (Professional Development fees) invoice listings, supporting invoices and bank statements to confirm that revenue and contract liabilities are correctly calculated and accounted for as revenue or a contract liability at year end;</p> <p>We assessed the disclosure against the requirements of IFRS 15 and no material disclosure deficiencies were noted.</p>

OTHER INFORMATION

The Board members are responsible for the other information. The other information comprises the information included in the document titled "The South African Institute of Chartered Accountants (NPO) Group and Institute Annual Financial Statements for the year ended 31 December 2022", which includes the Board's Report, the Audit Committee's Report, the Certificate by the Board Secretary, which we obtained prior to the date of this report. The other information does not include the Group and Institute financial statements and our auditor's "report thereon on."

Our opinion on the consolidated and separate financial statements does not cover the other information and we do not express an audit opinion or any form of assurance conclusion thereon.

In connection with our audit of the consolidated and separate financial statements, our responsibility is to read the other information and, in doing so, consider whether the other information is materially inconsistent with the consolidated and separate financial statements or our knowledge obtained in the audit, or otherwise appears to be materially misstated. If, based on the work we have performed, on the other information obtained prior to the date of this auditor's report, we conclude that there is a material misstatement of this other information, we are required to report that fact. We have nothing to report in this regard.

RESPONSIBILITIES OF THE BOARD FOR THE CONSOLIDATED AND SEPARATE FINANCIAL STATEMENTS

The board members are responsible for the preparation and fair presentation of the consolidated and separate financial statements in accordance with International Financial Reporting Standards and the constitution of the Institute, and for such internal control as the board members determine is necessary to enable the preparation of consolidated and separate financial statements that are free from material misstatement, whether due to fraud or error.

In preparing the consolidated and separate financial statements, the board members are responsible for assessing the Group's and the Institute's ability to continue as a going concern, disclosing, as applicable, matters related to going concern and using the going concern basis of accounting unless the board members either intend to liquidate the Group and / or the Institute or to cease operations, or have no realistic alternative but to do so.

AUDITOR'S RESPONSIBILITIES FOR THE AUDIT OF THE CONSOLIDATED AND SEPARATE FINANCIAL STATEMENTS

Our objectives are to obtain reasonable assurance about whether the financial statements as a whole are free from material misstatement, whether due to fraud or error, and to issue an auditor's report that includes our opinion. Reasonable assurance is a high level of assurance, but is not a guarantee that an audit conducted in accordance with ISAs will always detect a material misstatement when it exists. Misstatements can arise from fraud or error and are considered material if, individually or in the aggregate, they could reasonably be expected to influence the economic decisions of users taken on the basis of these financial statements.

As part of an audit in accordance with ISAs, we exercise professional judgement and maintain professional scepticism throughout the audit. We also:

- Identify and assess the risks of material misstatement of the financial statements, whether due to fraud or error, design and perform audit procedures responsive to those risks, and obtain audit evidence that is sufficient and appropriate to provide a basis for our opinion. The risk of not detecting a material misstatement resulting from fraud is higher than for one resulting from error, as fraud may involve collusion, forgery, intentional omissions, misrepresentations, or the override of internal control.
- Obtain an understanding of internal control relevant to the audit in order to design audit procedures that are appropriate in the circumstances, but not for the purpose of expressing an opinion on the effectiveness of Group and Institute's internal control.
- Evaluate the appropriateness of accounting policies used and the reasonableness of accounting estimates and related disclosures made by the board.

INDEPENDENT AUDITOR'S REPORT

REPORT ON THE AUDIT OF THE CONSOLIDATED AND SEPARATE FINANCIAL STATEMENTS CONTINUED

- Conclude on the appropriateness of the board' use of the going concern basis of accounting and based on the audit evidence obtained, whether a material uncertainty exists related to events or conditions that may cast significant doubt on the company's ability to continue as a going concern. If we conclude that a material uncertainty exists, we are required to draw attention in our auditor's report to the related disclosures in the financial statements or, if such disclosures are inadequate, to modify our opinion. Our conclusions are based on the audit evidence obtained up to the date of our auditor's report. However, future events or conditions may cause the company to cease to continue as a going concern.
- Evaluate the overall presentation, structure and content of the financial statements, including the disclosures, and whether the financial statements represent the underlying transactions and events in a manner that achieves fair presentation.
- Obtain sufficient appropriate audit evidence regarding the financial information of the entities or business activities within the Group to express an opinion on the consolidated financial statements. We are responsible for the direction, supervision and performance of the Group audit. We remain solely responsible for our audit opinion.

We communicate with the board regarding, among other matters, the planned scope and timing of the audit and significant audit findings, including any significant deficiencies in internal control that we identify during our audit.

We also provide the board with a statement that we have complied with relevant ethical requirements regarding independence, and to communicate with them all relationships and other matters that may reasonably be thought to bear on our independence, and where applicable, actions taken to eliminate threats or safeguards applied.



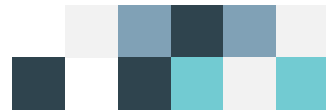
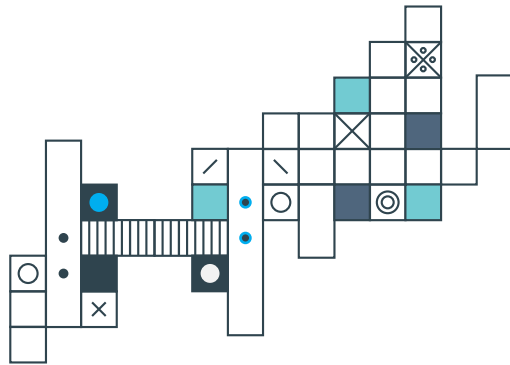
From the matters communicated with the board, we determine those matters that were of most significance in the audit of the consolidated financial statements of the current period and are therefore the key audit matters. We describe these matters in our auditor's report unless law or regulation precludes public disclosure about the matter or when, in extremely rare circumstances, we determine that a matter should not be communicated in our report because the adverse consequences of doing so would reasonably be expected to outweigh the public interest benefits of such communication.

REPORT ON OTHER LEGAL AND REGULATORY REQUIREMENTS

In terms of the IRBA Rule published in Government Gazette Number 39475 dated 4 December 2015, we report that Mazars has been the auditor of The South African Institute of Chartered Accountants (NPO) Group as at 31 December 2022 for 5 years.

The logo for Mazars, featuring the word "Mazars" in a stylized, handwritten-style font.

Mazars
Registered Auditors
Partner: Susan Truter
Registered Auditor
Date: 02 May 2023
Melrose Estate



STATEMENT OF FINANCIAL POSITION

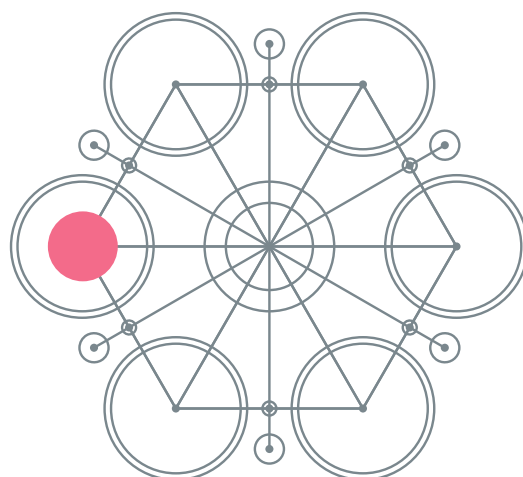
FOR THE YEAR ENDED 31 DECEMBER 2022

	Notes	GROUP		INSTITUTE	
		2022	2021	2022	2021
		R'000	R'000	R'000	R'000
ASSETS					
Non-current assets					
Property and equipment	5	52 421	68 676	51 455	67 545
Intangible assets	6	58 274	55 594	58 274	55 594
Deferred tax assets	9	115	-	-	-
Total non-current assets		110 810	124 270	109 729	123 139
Current assets					
Trade and other receivables	10	77 181	68 196	28 572	35 317
Prepayments		2 051	1 630	1 994	1 619
Contract fulfilment asset	19	10 003	5 192	10 003	5 192
Cash and cash equivalents	11	512 775	497 964	397 835	374 006
Total current assets		602 010	572 982	438 404	416 134
Total assets		712 820	697 252	548 133	539 273
RESERVES AND LIABILITIES					
Reserves					
Reserves		235 004	223 508	227 808	216 292
Other reserves	12	196 765	164 737	59 531	48 101
Total reserves		431 769	388 245	287 339	264 393
LIABILITIES					
Non-current liabilities					
Contract liabilities	19	6 666	5 836	6 666	5 836
Lease liabilities	13	48 529	64 280	47 955	63 228
Total non-current liabilities		55 195	70 116	54 621	69 064
Current liabilities					
Provisions	14	23 862	21 935	23 262	21 935
Trade and other payables	15	87 177	96 780	86 164	83 964
Contract liabilities	19	94 983	99 585	94 983	99 585
Current tax liabilities	16	259	-	-	-
Deferred income	17	19 575	20 591	1 764	332
Total current liabilities		225 856	238 891	206 173	205 816
Total liabilities		281 051	309 007	260 794	274 880
Total reserves and liabilities		712 820	697 252	548 133	539 273

STATEMENT OF SURPLUS OR DEFICIT AND OTHER COMPREHENSIVE INCOME

FOR THE YEAR ENDED 31 DECEMBER 2022

	Notes	GROUP		INSTITUTE	
		2022	2021	2022	2021
		R'000	R'000	R'000	R'000
Revenue	19	481 360	443 292	480 193	442 943
Other income	20	295 701	431 689	14 489	58 411
Administrative expenses	22	(43 653)	(34 375)	(42 705)	(33 354)
Other expenses	23	(709 961)	(786 034)	(444 011)	(448 366)
Expected credit losses	10.4	(2 239)	2 273	(2 163)	1 717
Other losses	24	(111)	(308)	(109)	(308)
Surplus from operating activities		21 097	56 537	5 694	21 043
Finance income	25	30 653	20 624	25 200	17 836
Finance costs	26	(8 082)	(10 033)	(7 948)	(9 843)
Surplus before tax		43 668	67 128	22 946	29 036
Income tax expense	27	(144)	-	-	-
Surplus for the year		43 524	67 128	22 946	29 036



STATEMENT OF CHANGES IN RESERVES - GROUP

FOR THE YEAR ENDED 31 DECEMBER 2022

BALANCE AT 1 JANUARY 2021

Changes in reserves

Surplus for the year

Total comprehensive income

Allocation of SAICA Education Fund

Allocation of SAJAR

Allocation of Thuthuka Education Upliftment Fund

Allocation of The Hope Factory

Allocation of Tax Practitioners Levy

Balance at 31 December 2021

BALANCE AT 1 JANUARY 2022

Changes in reserves

Surplus for the year

Total comprehensive income

Allocation of SAICA Education Fund

Allocation of SAJAR

Allocation of Thuthuka Education Upliftment Fund

Allocation of The Hope Factory

Allocation of Tax Practitioners Levy

Balance at 31 December 2022

NOTES

South African Journal of Accounting Research [SAJAR]	SAICA Education Fund [SEFCO]	Thuthuka Education Upliftment Fund [TEUF]	The Hope Factory [THF]	Tax Practitioners Levy	Accumulated surplus	Total
R'000	R'000	R'000	R'000	R'000	R'000	R'000
477	21 059	86 178	(4 652)	22 933	195 122	321 117
-	-	-	-	-	67 128	67 128
-	-	-	-	-	67 128	67 128
-	2 985	-	-	-	(2 985)	-
6	-	-	-	-	(6)	-
-	-	34 439	-	-	(34 439)	-
-	-	-	671	-	(671)	-
-	-	-	-	641	(641)	-
483	24 044	120 617	(3 981)	23 574	223 508	388 245
483	24 044	120 617	(3 981)	23 574	223 508	388 245
-	-	-	-	-	43 524	43 524
-	-	-	-	-	43 524	43 524
-	8 082	-	-	-	(8 082)	-
(11)	-	-	-	-	11	-
-	-	16 897	-	-	(16 897)	-
-	-	-	3 684	-	(3 684)	-
-	-	-	-	3 359	(3 359)	-
472	32 126	137 514	(297)	26 933	235 021	431 769
12	12	12	12	12		

STATEMENT OF CHANGES IN RESERVES - INSTITUTE

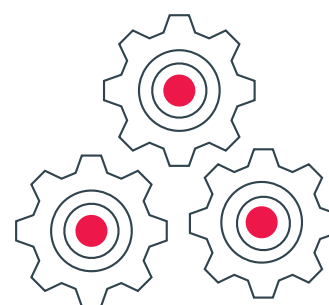
FOR THE YEAR ENDED 31 DECEMBER 2022

	South African Journal of Accounting Research [SAJAR]	SAICA Education Fund [SEFCO]	"Tax Practitioners" Levy	Accumulated surplus	Total
	R'000	R'000	R'000	R'000	R'000
BALANCE AT 1 JANUARY 2021	477	21 059	22 933	190 888	235 357
Changes in reserves					
Surplus for the year	-	-	-	29 036	29 036
Total comprehensive income	-	-	-	29 036	29 036
Allocation of SAICA Education Fund	-	2 985	-	(2 985)	-
Allocation of SAJAR	6	-	-	(6)	-
Allocation of Tax Practitioners Levy	-	-	641	(641)	-
Balance at 31 December 2021	483	24 044	23 574	216 292	264 393
BALANCE AT 1 JANUARY 2022	483	24 044	23 574	216 292	264 393
Changes in reserves					
Surplus for the year	-	-	-	22 946	22 946
Total comprehensive income	-	-	-	22 946	22 946
Allocation of SAICA Education Fund	-	8 082	-	(8 082)	-
Allocation of SAJAR	(11)	-	-	11	-
Allocation of Tax Practitioners Levy	-	-	3 359	(3 359)	-
Balance at 31 December 2022	472	32 126	26 933	227 808	287 339
NOTES	12	12	12		

STATEMENT OF CASH FLOWS

FOR THE YEAR ENDED 31 DECEMBER 2022

	Notes	GROUP		INSTITUTE	
		2022 R'000	2021 R'000	2022 R'000	2021 R'000
Net cash flows from operations	34	17 872	144 808	31 630	71 908
Interest received	25	30 653	20 624	25 200	17 836
Net cash flows from operating activities		48 525	165 432	56 830	89 744
Cash flows used in investing activities					
Proceeds from disposal of property and equipment		210	147	118	148
Acquisition of property and equipment	5	(3 200)	(1 445)	(2 913)	(1 445)
Acquisition of intangible assets	6	(10 617)	(15 123)	(10 617)	(15 123)
Cash flows used in investing activities		(13 607)	(16 421)	(13 412)	(16 420)
Cash flows used in financing activities					
Lease payments	13	(12 025)	(8 843)	(11 641)	(8 554)
Interest paid on lease liabilities	13	(8 082)	(10 033)	(7 948)	(9 843)
Cash flows used in financing activities		(20 107)	(18 876)	(19 589)	(18 397)
Net increase in cash and cash equivalents before effect of exchange rate changes		14 811	130 135	23 829	54 927
Effect of exchange rate changes on cash and cash equivalents		-	1 865	-	1 865
Net increase in cash and cash equivalents		14 811	132 000	23 829	56 792
Cash and cash equivalents at beginning of the period		497 964	365 964	374 006	317 214
Cash and cash equivalents at end of the year	11	512 775	497 964	397 835	374 006



ACCOUNTING POLICIES AND NOTES TO THE GROUP AND INSTITUTE'S ANNUAL FINANCIAL STATEMENTS

FOR THE YEAR ENDED 31 DECEMBER 2022

1. GENERAL INFORMATION

The South African Institute of Chartered Accountants (NPO) ('SAICA or the Institute'), is a voluntary association not for gain and is registered in terms of the Non-Profit Organisations Act, 1997 (Act 72 of 1997). The principal activity of the Group is to serve the interests of the chartered accountancy profession and society, by upholding professional standards, integrity and the pre- eminence of South African chartered accountants worldwide.

The South African Institute of Chartered Accountants (NPO) Group consists of SAICA, The Hope Factory (THF) NPC, SAICA Enterprise Development (Pty) Ltd (SAICA ED) and the Thuthuka Education Upliftment Fund (TEUF) NPC, having its principal place of business at 17 Fricker Road, Illovo, Johannesburg, South Africa.

2. BASIS OF PREPARATION AND SUMMARY OF SIGNIFICANT ACCOUNTING POLICIES

The principal accounting policies applied in the preparation of these Group and Institute financial statements are set out below. These policies have been consistently applied to all the years presented, unless otherwise stated.

The Group and Institute annual financial statements have been prepared in accordance with International Financial Reporting Standards, the Financial Reporting Pronouncements as issued by the Financial Reporting Standards Council and the Companies Act No 71 of 2008. The Group and Institute annual financial statements have been prepared under the historical cost basis unless otherwise stated. The functional and presentation currency for each of the entities in the Group is South African Rands (ZAR). All amounts have been rounded to the nearest thousand, unless otherwise indicated.

The Institute's financial statements are prepared separately in order to provide useful information to all interested stakeholders.

The annual financial statements were approved by the Board on 02 May 2023.

3. CRITICAL ACCOUNTING ESTIMATES AND JUDGEMENTS

In preparing its Group and Institute financial statements, the Group has made significant judgements, estimates and assumptions that impact on the carrying amount of certain assets and liabilities, income and expenses as well as other information reported in the notes. The Group periodically monitors such estimates and assumptions and incorporates all relevant information available at the date when financial statements are prepared. However, this does not prevent actual figures from differing from estimates. The judgements made in the process of applying the Group's accounting policies that have the most significant effect on the amounts recognised in the financial statements and the estimates and assumptions that have a significant risk of causing a material adjustment to the carrying amounts of assets and liabilities within the next financial year are addressed in the relevant accounting policies.

Estimates and judgements are continually evaluated and are based on historical experience and other factors, including expectations of future events that are believed to be reasonable under the circumstances.

3.1 CRITICAL JUDGEMENTS IN APPLYING THE ENTITY'S ACCOUNTING POLICIES

3.1.1 Consolidation and control over subsidiaries ('Controlled entities')

The Group has applied judgements in relation to whether the Group controls the entities. These judgements have been stipulated in detail in note 7.

3.1.2 Significant influence over associates

The Group has applied judgements in relation to whether the Group has control over Ikusasa Student Financial Aid Programme Foundation (ISFAP). It was identified that there is one out of 10 Board members on the ISFAP Board that is a representative of the Group; however, this

constitutes less than 20% of the voting power of ISFAP. The Group also does not have participation in policy-making processes nor the interchange of management personnel. It has therefore been concluded that the Group does not have significant influence over ISFAP. However, ISFAP is disclosed as a related party.

3.1.3 Revenue from contracts with customers

Determining performance obligations over a period of time

The Group has concluded that subscriptions, professional development - prequalification (training contracts), tax practitioner fees and SAICA Education Fund levies are to be recognised over time as the members and trainees simultaneously receive and consume the benefits that the Group provides. The fact that another Institute would not need to re-perform these services to date demonstrates this.

Determining performance obligations at a point in time

The Group has concluded that disciplinary levy, member entrance fees, Accountancy SA magazine, product sales, professional development -prequalification (examinations), seminars and events and sponsorships are to be recognised at a point in time as the member, student, individual and sponsor are able to direct the use of and obtain all of the benefits of the product or service at one particular point in time. Refer to note 19.

3.1.4 Leases

Non-cancellable lease term

In determining the non-cancellable lease term, management considered all facts and circumstances (such as accessibility of premises to members, venue space requirements, etc.) that create an economic incentive to exercise an extension option, or not exercise a termination option. Extension options (or periods after termination options) are only included in the lease term if the lease is reasonably certain, therefore a more than 50% chance, to be extended (or not terminated). Refer to note 13.

3.1.5 Trade and other receivables

Credit risk

At each reporting date, the Group assesses whether the credit risk on trade and other receivables has increased significantly since initial recognition by assessing the change in the risk of a default occurring over the expected life of the debtor. These factors have been stipulated in detail in note 10.2.

3.1.6 Agent vs principal application

TEUF has applied judgements in relation to whether TEUF is considered an agent or a principal for revenue contracts relating to the ISFAP Foundation. As the obligation to ensure that contract is fulfilled lies with TEUF, and TEUF may exercise discretion in relation to the fulfilment of these contracts. Management has concluded that TEUF is a principal for these contracts. Revenue is therefore accounted for at the gross amount charged per the contract.

3.2 CRITICAL ACCOUNTING ESTIMATES AND JUDGEMENTS

3.2.1 Provisions

A provision for short term incentive has been raised based on performance for the year that created a constructive obligation in line with the remuneration policy of the Institute. For further details on the measurement of this provision please refer to note 14.

3.2.2 Useful lives of intangible assets

The Group amortises its finite useful life intangibles assets over their estimated useful lives. The estimation of the useful lives of assets are based on technological innovation as well as duration of valid licences. Refer to note 6.

ACCOUNTING POLICIES AND NOTES TO THE GROUP AND INSTITUTE'S ANNUAL FINANCIAL STATEMENTS Continued

FOR THE YEAR ENDED 31 DECEMBER 2022

3.2.3 Useful lives of property and equipment

The Group depreciates its property and equipment over their estimated useful lives.

The estimation of the useful lives of the right of use asset is based on the lease term of the underlying lease while the useful lives of the remaining assets are based on historic performance as well as expectations about future use and therefore requires a significant degree of judgement to be applied by management. The useful lives of these assets can vary depending on a variety of factors, including technological innovation, maintenance programmes and relevant market information. Refer to note 5.

3.2.4 Leases

Discount rate

The Group has considered all relevant inputs to the determination of the incremental borrowing rate that are relevant to the underlying assets or similar group of underlying assets being leased. This includes consideration of the current economic environment, the term of the lease of underlying asset or group of assets and the credit position of the Group. The rate has also been adjusted to reflect the nature and quality of the underlying asset. The weighted average incremental borrowing rate used was 13%. Refer to note 13.

3.2.5 Impairment testing

The Group reviews and tests the carrying value of assets when events or changes in circumstances suggest that the carrying amount may not be recoverable. When such indicators exist, management determine the recoverable amount by performing value in use and fair value calculations. Intangible assets with indefinite useful lives and assets under development are tested for impairment on an annual basis. These calculations require the use of estimates and assumptions. When it is not possible to determine the recoverable amount for an individual asset, management assesses the recoverable amount for the cash generating unit to which the asset belongs.

4. CHANGES IN ACCOUNTING POLICIES AND DISCLOSURES

4.1 STANDARDS AND INTERPRETATIONS EFFECTIVE AND ADOPTED IN THE CURRENT YEAR

In the current year, the Group and Institute adopted all revised IFRSs that are relevant to its operations and effective for annual reporting periods beginning on or after 1 January 2022.

At the date of authorisation of these financial statements for the year ended 31 December 2022, the following IFRSs were adopted:

Reference to the Conceptual Framework (Amendments to IFRS 3)

The amendments update an outdated reference to the Conceptual Framework in IFRS 3 without significantly changing the requirements in the standard.

Onerous Contracts – Cost of Fulfilling a Contract (Amendments to IAS 37)

The amendments specify that the 'cost of fulfilling' a contract comprises the 'costs that relate directly to the contract'. Costs that relate directly to a contract can either be incremental costs of fulfilling that contract (examples would be direct labour, materials) or an allocation of other costs that relate directly to fulfilling contracts (an example would be the allocation of the depreciation charge for an item of property, plant and equipment used in fulfilling the contract).

Application of the above standards did not impact these Group and Institute annual financial statements.

4.2 NEW STANDARDS AND INTERPRETATIONS NOT YET ADOPTED

The Group and Institute has not applied the following new, revised or amended pronouncements that have been issued by the IASB as they are not yet effective for the annual financial year beginning 1 January 2022 (the list does not include information about new requirements that affect interim financial reporting or first-time adopters of IFRS since they are not relevant to the Institute). The board anticipate that the new standards, amendments and interpretations will be adopted in the Institute's Group and Institute annual financial statements when they become effective. The Institute has assessed, where practicable, the potential impact of all these new standards, amendments and interpretations that will be effective in future periods.

Classification of Liabilities as Current or Non-Current (Amendments to IAS 1) 1 January 2023

The amendments aim to promote consistency in applying the requirements by helping companies determine whether, in the statement of financial position, debt and other liabilities with an uncertain settlement date should be classified as current (due or potentially due to be settled within one year) or non-current.

Classification of Liabilities as Current or Non-current — Deferral of Effective Date (Amendment to IAS 1) 1 January 2023

The amendment defers the effective date of the January 2020 amendments by one year, so that entities would be required to apply the amendment for annual periods beginning on or after 1 January 2023.

Disclosure of Accounting Policies (Amendments to IAS 1 and IFRS Practice Statement 2) 1 January 2023

The amendments require that an entity discloses its material accounting policies, instead of its significant accounting policies. Further amendments explain how an entity can identify a material accounting policy. Examples of when an accounting policy is likely to be material are added. To support the amendment, the International Accounting Standards Board has also developed guidance and examples to explain and demonstrate the application of the 'four-step materiality process' described in IFRS Practice Statement 2.

Definition of Accounting Estimates (Amendments to IAS 8) 1 January 2023

The amendments replace the definition of a change in accounting estimates with a definition of accounting estimates. Under the new definition, accounting estimates are "monetary amounts in financial statements that are subject to measurement uncertainty". Entities develop accounting estimates if accounting policies require items in financial statements to be measured in a way that involves measurement uncertainty. The amendments clarify that a change in accounting estimate that results from new information or new developments is not the correction of an error.

Deferred Tax related to Assets and Liabilities arising from a Single Transaction (Amendments to IAS 12) 1 January 2023

The amendments clarify that the initial recognition exemption does not apply to transactions in which equal amounts of deductible and taxable temporary differences arise on initial recognition.

ACCOUNTING POLICIES AND NOTES TO THE GROUP AND INSTITUTE'S ANNUAL FINANCIAL STATEMENTS Continued

FOR THE YEAR ENDED 31 DECEMBER 2022

5. PROPERTY AND EQUIPMENT

5.1 ACCOUNTING POLICY

Property and equipment owned by the Group comprises leasehold improvements, motor vehicles, furniture and fittings, office equipment and computer equipment. Buildings leased by the Group are disclosed as right-of-use assets in this note.

The right-of-use asset is initially measured at cost, which comprises the initial amount of the lease liability. After initial recognition, right of use assets are measured at cost less accumulated depreciation and impairment. All other property and equipment of the Group are measured at cost. After initial recognition, property and equipment is measured at cost less any accumulated depreciation and any accumulated impairment losses. Depreciation is determined based on a straight-line method over the useful life after deducting residual values. Depreciation for the Group's right-of-use assets is determined based on the lease term as the leased items are only used over that period. The depreciation is recognised in the statement of surplus and deficit of the Group and Institute. Refer to note 13 for further information on the right-of-use asset.

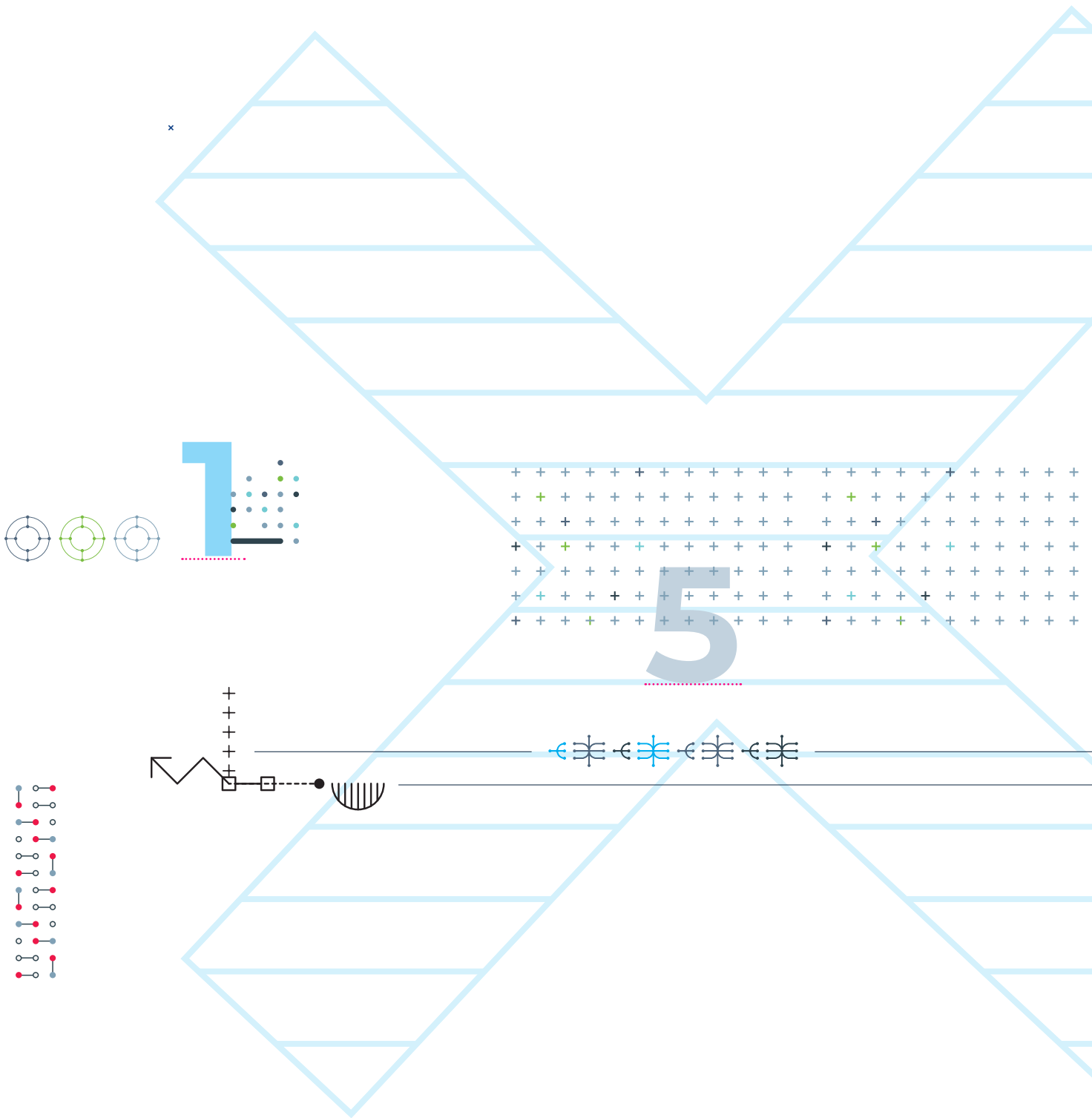
The useful lives for all property and equipment for current and prior periods are as follows:

Asset class	Useful life
Right of use asset - buildings	10% to 34% pa
Leasehold improvements	10% to 20% pa
Motor vehicles	25% pa
Furniture and fittings	10% to 33.3% pa
Office equipment	7.5% to 20% pa
Computer equipment	33.3% pa

The Group reviewed the useful lives, residual values and depreciation methods of its property and equipment at the end of this reporting period and adjustments were made to motor vehicles. No other adjustments have been made.

Computer equipment and leasehold improvements was disposed of during this reporting period. The items disposed of were derecognised and any gain or loss from the disposal is recognised in Group's statement of surplus or deficit.

The Group also assessed the property and equipment at the reporting period to determine whether there was indication that an item of property and equipment was impaired. No impairment was deemed necessary.



ACCOUNTING POLICIES AND NOTES TO THE GROUP AND INSTITUTE'S ANNUAL FINANCIAL STATEMENTS Continued

FOR THE YEAR ENDED 31 DECEMBER 2022

5.2 BALANCES AT REPORTING DATE AND MOVEMENTS FOR THE PERIOD

RECONCILIATION FOR THE PERIOD ENDED 31 DECEMBER 2022 - GROUP

	Right of use - Buildings	Leasehold improvements	Motor vehicles	Furniture and fittings	Office equipment	Computer equipment	Total
	R'000	R'000	R'000	R'000	R'000	R'000	R'000
Balance at 1 January 2022							
At cost	101 737	22 653	644	10 644	6 451	19 573	161 722
Accumulated depreciation	(50 440)	(13 574)	(644)	(5 868)	(5 659)	(16 861)	(93 046)
Carrying amount	51 297	9 079	-	4 776	792	2 712	68 676
Movements for the period ended 31 December 2022							
Additions	-	-	-	-	-	3 200	3 200
Depreciation	(13 572)	(2 636)	-	(1 019)	(560)	(1 891)	(19 678)
Adjustment to useful life	-	-	223	-	-	-	223
Disposals	-	-	-	-	-	-	-
Cost	-	(1 032)	-	-	-	(422)	(1 454)
Accumulated depreciation	-	1 032	-	-	-	422	1 454
Property and equipment at end of the period	37 725	6 443	223	3 777	232	4 021	52 421
Balance at 31 December 2022							
At cost	101 737	21 621	644	10 664	6 451	22 351	163 468
Accumulated depreciation	(64 012)	(15 178)	(421)	(6 887)	(6 219)	(18 330)	(111 047)
Carrying amount	37 725	6 443	223	3 777	232	4 021	52 421

RECONCILIATION FOR THE PERIOD ENDED 31 DECEMBER 2021 - GROUP

	Right of use - Buildings	Leasehold improvements	Motor vehicles	Furniture and fittings	Office equipment	Computer equipment	Total
	R'000	R'000	R'000	R'000	R'000	R'000	R'000
Balance at 1 January 2021							
At cost	101 894	22 653	1 155	10 723	6 601	18 556	161 582
Accumulated depreciation	(37 842)	(11 254)	(1 155)	(4 879)	(5 341)	(14 663)	(75 134)
Carrying amount	64 052	11 399	-	5 844	1 260	3 893	86 448
Movements for the period ended 31 December 2021							
Additions	814	-	-	-	-	1 445	2 259
Depreciation	(13 569)	(2 320)	-	(1 029)	(468)	(2 595)	(19 981)
Disposals	-	-	-	(19)	-	(31)	(50)
Cost	(971)	-	(511)	(57)	(150)	(429)	(2 118)
Accumulated depreciation	971	-	511	38	150	398	2 068
Property and equipment at end of the period	51 297	9 079	-	4 796	792	2 712	68 676
Balance at 31 December 2021							
At cost	101 737	22 653	644	10 664	6 451	19 573	161 722
Accumulated depreciation	(50 440)	(13 574)	(644)	(5 868)	(5 659)	(16 861)	(93 046)
Carrying amount	51 297	9 079	-	4 796	792	2 712	68 676

ACCOUNTING POLICIES AND NOTES TO THE GROUP AND INSTITUTE'S ANNUAL FINANCIAL STATEMENTS Continued

FOR THE YEAR ENDED 31 DECEMBER 2022

5.2 BALANCES AT REPORTING DATE AND MOVEMENTS FOR THE PERIOD continued

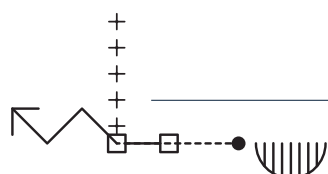
RECONCILIATION FOR THE PERIOD ENDED 31 DECEMBER 2022 - INSTITUTE

	Right of use - Buildings	Leasehold improvements	Motor vehicles	Furniture and fittings	Office equipment	Computer equipment	Total
	R'000	R'000	R'000	R'000	R'000	R'000	R'000
Balance at 1 January 2022							
At cost	99 800	22 653	252	10 393	6 427	19 258	158 783
Accumulated depreciation	(49 633)	(13 574)	(252)	(5 598)	(5 635)	(16 546)	(91 238)
Carrying amount	50 167	9 079	-	4 795	792	2 712	67 545
Movements for the period ended 31 December 2022							
Additions	-	-	-	-	-	2 913	2 913
Depreciation	(13 185)	(2 636)	-	(1 018)	(560)	(1 827)	(19 226)
Adjustment to useful life	-	-	223	-	-	-	223
Disposals	-	-	-	-	-	-	-
Cost	-	(1 032)	-	-	-	(338)	(1 370)
Accumulated depreciation	-	1 032	-	-	-	338	1 370
Property and equipment at end of the period	36 982	6 443	223	3 777	232	3 798	51 455
Balance at 31 December 2022							
At cost	99 800	21 621	252	10 393	6 428	21 833	160 327
Accumulated depreciation	(62 818)	(15 178)	(29)	(6 616)	(6 196)	(18 035)	(108 872)
Carrying amount	36 982	6 443	223	3 777	232	3 798	51 455

RECONCILIATION FOR THE PERIOD ENDED 31 DECEMBER 2021 - INSTITUTE

	Right of use - Buildings	Leasehold improvements	Motor vehicles	Furniture and fittings	Office equipment	Computer equipment	Total
	R'000	R'000	R'000	R'000	R'000	R'000	R'000
Balance at 1 January 2021							
At cost	99 957	22 653	763	10 439	6 576	18 091	158 479
Accumulated depreciation	(37 422)	(11 254)	(763)	(4 595)	(5 316)	(14 198)	(73 548)
Carrying amount	62 535	11 399	-	5 844	1 260	3 893	84 931
Movements for the period ended 31 December 2021							
Additions	814	-	-	-	-	1 445	2 259
Depreciation	(13 182)	(2 320)	-	(1 029)	(468)	(2 595)	(19 594)
Disposals	-	-	-	(20)	-	(31)	(51)
Cost	(971)	-	(511)	(46)	(149)	(278)	(1 955)
Accumulated depreciation	971	-	511	26	149	247	1 904
Property and equipment at end of the period	50 167	9 079	-	4 795	792	2 712	67 545
Balance at 31 December 2021							
At cost	99 800	22 653	252	10 393	6 427	19 258	158 783
Accumulated depreciation	(49 633)	(13 574)	(252)	(5 598)	(5 635)	(16 546)	(91 238)
Carrying amount	50 167	9 079	-	4 795	792	2 712	67 545

+ + + + + + + + + + + +
 + + + + + + + + + + + +
 + + + + + + + + + + + +
 + + + + + + + + + + + +
 + + + + + + + + + + + +
 + + + + + + + + + + + +
 + + + + + + + + + + + +



ACCOUNTING POLICIES AND NOTES TO THE GROUP AND INSTITUTE'S ANNUAL FINANCIAL STATEMENTS Continued

FOR THE YEAR ENDED 31 DECEMBER 2022

6. INTANGIBLE ASSETS

6.1 ACCOUNTING POLICY

Intangible assets owned by the Group comprises computer software and licences, development costs on learning methodology and work in progress.

Intangible assets of the Group are measured at cost. After initial recognition, intangible assets are measured at cost less any accumulated amortisation and any accumulated impairment losses.

Intangible assets with an indefinite useful life are not amortised but are tested for impairment annually and whenever there is an indication that the intangible asset may be impaired. There is an annual review conducted to determine whether events and circumstances continue to support the indefinite useful life assessment.

Development costs on learning methodology

Development costs on learning methodology have been incurred in developing the curriculum required for the acceptance of Accounting Technicians South Africa (AT(SA)) as associates of the Institute. It also includes the material that training providers will use for the facilitation of lessons.

The methodology presented in the note below is currently in use, is separable and generates revenue through exam fees charged and selling of manuals. The learning methodology is used to design examinations required for the qualification of an AT(SA) associate. Costs of the methodology are easily identifiable, such as labour costs, and can therefore be reliably measured. Furthermore, the asset has been assessed as having an indefinite useful life as the curriculum has been designed to be used an unlimited amount of times, for an unlimited period of time and the nature of the curriculum is not changing.

Work in progress (WIP)

Work in progress in respect of computer software and learning material comprises design costs, materials, direct labour, other direct costs and related overheads. Work in progress is transferred to the relevant intangible asset on completion. Until such time it is measured at cost, has an indefinite useful life and is tested for impairment annually.

Computer software and licences

Separately acquired licences and development software are measured at cost. Licences and computer software have a finite useful life and are measured at cost less accumulated amortisation and impairment. Amortisation is calculated using the straight-line method to allocate the cost of developed software and licences over their estimated useful lives.

Amortisation for the Group's intangible assets is determined based on a straight-line method over the useful life after deducting residual values. Residual values of the intangible assets are assumed by the Group as zero. The amortisation charge for this reporting period has been recognised in the Group's statement of surplus or deficit and other comprehensive income for the period.

The estimated useful lives for the intangible assets for current and prior periods are as follows:

| Asset class | Useful life |
|--|-----------------------|
| Computer software and licences | 2-10 years |
| Development cost on learning methodology | Indefinite |
| Work in progress | Not available for use |

The Group reviewed the useful lives of its intangible assets at the reporting date and concluded that no adjustment was considered necessary.

Irrespective of whether there is no indication of impairment, the Group also tests all of its intangible assets with indefinite useful lives and intangible assets not yet available for use (development costs on learning methodology and work in progress) for impairment annually by comparing their respective carrying amounts with their corresponding recoverable amounts (value-in-use).

The Group also assessed all of the intangible assets with finite useful lives at the end of this reporting period to determine whether there was indication that an item of intangible assets was impaired. No impairment was deemed necessary.

In assessing value-in-use, there was no reliable estimate of future cash flows that could be discounted to their present value for the intangible (including Ushintsho) work in progress. The Group made an estimate of the amount that would be required to replace the work completed at the end of the financial year as a more reliable method for determining the value-in-use. The replacement cost is based on the current prices to replace the WIP in its current condition based on arms-length acquisition. The Group has determined that the recoverable amount calculations are most sensitive to changes in the information and communications technology specialist remuneration rate used to extrapolate development cost.

The assessments have been done taking into consideration any impact the COVID-19 may have had on Group's ability to use the software and software licences as intended that will in turn affect the cash flows. Management further considered the impact of the Ushintsho project delays and concluded that the software delivered meets the set objectives and no unwarranted costs were incurred. The impact of project delays and COVID-19 as outlined above on the Group's ability to use the product and generate revenue has been considered and it was found that there had been no impact in this regard. Continuous assessment of impairment will be performed on all the WIP at each stage of project sign-off to ensure that the carrying amount capitalised reflects the anticipated economic benefits associated with the respective delivery.

ACCOUNTING POLICIES AND NOTES TO THE GROUP AND INSTITUTE'S ANNUAL FINANCIAL STATEMENTS Continued


FOR THE YEAR ENDED 31 DECEMBER 2022

6.2 RECONCILIATION OF CHANGES IN INTANGIBLE ASSETS

RECONCILIATION FOR THE YEAR ENDED 31 DECEMBER 2022 - GROUP AND INSTITUTE

| | Computer software and licences | Development cost on learning methodology | WIP* | Total |
|--|--------------------------------|--|---------------|-----------------|
| | R'000 | R'000 | R'000 | R'000 |
| Balance at 1 January 2022 | | | | |
| At cost | 45 310 | 2 585 | 30 814 | 78 709 |
| Accumulated amortisation and impairment losses | (23 115) | - | - | (23 115) |
| Carrying amount | 22 195 | 2 585 | 30 814 | 55 594 |
| Movements for the period ended 31 December 2022 | | | | |
| Acquisitions and additions | - | - | 12 020 | 12 020 |
| Amortisation | (9 340) | - | - | (9 340) |
| Disposals | - | - | - | - |
| Cost | (644) | - | - | (644) |
| Accumulated amortisation | 644 | - | - | 644 |
| Transfers from work in progress | 5 995 | - | (5 995) | - |
| Intangible assets at end of period | 18 850 | 2 585 | 36 839 | 58 274 |
| Balance at 31 December 2022 | | | | |
| At cost | 50 661 | 2 585 | 36 839 | 90 085 |
| Accumulated amortisation and impairment losses | (31 811) | - | - | (31 811) |
| Carrying amount | 18 850 | 2 585 | 36 839 | 58 274 |

* Work in progress includes Ushintsho stage 2 (R28 035), APC E-marking tool (R104), Electronic assessment tool (R5 214), Learning and development platform (R1 162), Website (R1 156), ERCM system (R1 144) and Member data clean-up (R24 000). The amounts are in R'000.



RECONCILIATION FOR THE YEAR ENDED 31 DECEMBER 2021 - GROUP AND INSTITUTE

| | Computer software and licences | Development cost on learning methodology | WIP | Total |
|--|--------------------------------|--|---------------|-----------------|
| | R'000 | R'000 | R'000 | R'000 |
| Balance at 1 January 2021 | | | | |
| At cost | 56 505 | 2 585 | 16 071 | 75 161 |
| Accumulated amortisation and impairment losses | (25 347) | - | - | (25 347) |
| Carrying amount | 31 158 | 2 585 | 16 071 | 49 814 |
| Movements for the period ended 31 December 2021 | | | | |
| Acquisitions | 380 | - | 14 743 | 15 123 |
| Amortisation | (8 311) | - | - | (8 311) |
| Disposals | (1 032) | - | - | (1 032) |
| Cost | (11 575) | - | - | (11 575) |
| Accumulated amortisation | 10 543 | - | - | 10 543 |
| Intangible assets at end of period | 22 195 | 2 585 | 30 814 | 55 594 |
| Balance at 31 December 2021 | | | | |
| At cost | 45 310 | 2 585 | 30 814 | 78 709 |
| Accumulated amortisation and impairment losses | (23 115) | - | - | (23 115) |
| Carrying amount | 22 195 | 2 585 | 30 814 | 55 594 |

6.3 COMMITMENTS (R'000)

Capital commitments for the 2023 financial year amount to R21 030 relating to the Ushintsho strategic project that will be classified as computer software and licences. The Ushintsho Programme is a digital transformation project that aims to transform the member and stakeholder journey by driving business process improvements through the implementation of a modern Customer Relationship Management (CRM) system.

ACCOUNTING POLICIES AND NOTES TO THE GROUP AND INSTITUTE'S ANNUAL FINANCIAL STATEMENTS Continued

FOR THE YEAR ENDED 31 DECEMBER 2022

7. INVESTMENTS IN SUBSIDIARIES

ACCOUNTING POLICY

Controlled entities

Controlled entities are consolidated from the date on which the Group obtains control to the date that control is lost. Controlled entities of the Group include the Thuthuka Education Upliftment Fund NPC (TEUF) and The Hope Factory NPC (THF). There was no initial investment in these controlled entities by the Institute.

Intra-group transactions, balances and unrealised gains on transactions between Group entities are eliminated. Unrealised losses are also eliminated. When necessary, amounts reported by subsidiaries have been adjusted to conform with the Group's accounting policies.

Control over Thuthuka Education Upliftment Fund NPC (TEUF)

The TEUF is a Non-Profit Company in terms of the Companies Act No 71 of 2008 of South Africa. The principal activities of the company are to establish and maintain structures for carrying out and promoting skills-development activities, that will contribute to changing the membership demographics of the chartered accountancy profession, with the ultimate aim that the membership of the profession will reflect South Africa's population demographics.

The TEUF is a controlled entity even though it is a Non-Profit Company in terms of the Companies Act No 71 of 2008 of South Africa, regulated by its own board. The Board of the Group assessed whether or not the Group has control over the TEUF.

No factors from previous years had changed therefore prior assessment was reviewed in the current year and found to be relevant. The Group is satisfied that it has the practical ability to direct the relevant activities of the TEUF unilaterally and has exposure to the variable returns and the ability to use power to affect the amount of the returns. The Group therefore has control over the TEUF in terms of IFRS 10 and is required to consolidate the TEUF into its Group financial statements. There are no significant restrictions on the Group's ability to access or use the assets and settle the liabilities.

Control over The Hope Factory NPC Group (THF Group)

The Hope Factory, a Non-Profit Company in terms of the Companies Act No 71 of 2008 of South Africa, was started with the sole purpose of assisting potential entrepreneurs to create and establish businesses and to equip and support existing entrepreneurs to grow their businesses. The company is controlled by SAICA and three seats on the Board are occupied by SAICA employees. The management committee and Board of SAICA are key management to the company but do not receive compensation from this company. The funds of The Hope Factory are managed by SAICA.

The Hope Factory is accounted for as a controlled entity even though it is a Non-Profit Company in terms of the Companies Act No 71 of 2008 of South Africa, regulated by its own board. The Board of the Group assessed whether or not the Group has control over THF.

No factors from previous years had changed therefore prior assessment was reviewed in the current year and found to be relevant. The Group is satisfied that it has the practical ability to direct the relevant activities of THF unilaterally, has exposure to the variable returns and the ability to use power to affect the amount of the returns. The Group therefore has control over THF in terms of IFRS 10 and is required to consolidate THF into its Group financial statements. There are no significant restrictions on the Group's ability to access or use the assets and settle the liabilities.

The Institute has issued a letter of support to The Hope Factory whereby they have undertaken to provide The Hope Factory with ongoing support to enable it to continue operating as a going concern and to discharge its obligations to its creditors, both current and future should the situation arise where this will be required.

Financial support

There are no contractual arrangements which would require the Institute to provide financial support to a consolidated structured entity. However, for reputational reasons, the Institute has committed to providing financial or other support to the consolidated entities. In addition, the Institute has committed to supporting the consolidated entities in obtaining financial support if so required.

8. FINANCIAL ASSETS**8.1 ACCOUNTING POLICY**

Financial assets held by the Group comprises trade and other receivables and cash and cash equivalents.

Trade receivables are initially recognised when the Group becomes a party to the contractual provisions of the instrument.

Financial assets of the Group are subsequently measured at amortised cost. The Group holds its financial assets to solely collect the principal amounts plus interest on these balances. Accordingly, trade receivables are initially measured at transaction price and subsequently measured at amortised cost using the effective interest method. The gross carrying amount is reduced by expected credit losses to reflect the amortised cost of the financial assets. Finance income, foreign exchange gains and losses and expected credit losses are recognised in the statement of surplus or deficit. Any gain or loss on derecognition is recognised in the statement of surplus or deficit. Cash and cash equivalents are initially measured at fair value plus transaction costs and subsequently measured at amortised cost.

There is no material difference between the fair value of receivables and cash and cash equivalents and their carrying amount due to the short-term nature of these instruments.

Impairment of financial assets

The Group recognises loss allowances for expected credit losses (ECLs) on financial assets measured at amortised cost. The simplified approach has been applied in determining the expected credit losses using a lifetime expected loss allowance measured using a provision matrix. Related party receivables are considered to be trade receivables and as a result these balances are also assessed using the simplified approach.

A forward-looking allowance for expected credit losses is recognised for all financial assets at amortised cost. Refer to note 10. Expected credit losses are based on the difference between contractual cash flows due in accordance with the contract and all the cash flows that the Group expects to receive, discounted at an approximation of the original effective interest rate.

Write off

Generally, the Group writes off, partially or fully, the financial asset when it assesses that there is no realistic prospect of recovery of the amount as evidenced by, for example, the debtor's lack of income sources that could generate sufficient cash flows to repay the amounts subjected to the write-off.

The Group currently does not have any enforcement rights over these write-offs. The Group considers a financial asset to be in default when the debtor is unlikely to pay its obligations based on the credit risk assessment or the financial asset is more than 90 days past due. Write offs are recognised as other expenses in the statement of surplus or deficit.

ACCOUNTING POLICIES AND NOTES TO THE GROUP AND INSTITUTE'S ANNUAL FINANCIAL STATEMENTS Continued

FOR THE YEAR ENDED 31 DECEMBER 2022

8.2 CARRYING AMOUNT OF FINANCIAL ASSETS BY CATEGORY

| | At amortised cost | Total |
|---|-------------------|----------------|
| | R'000 | R'000 |
| At 31 December 2022 - Group | | |
| Trade and other receivables (Note 10.3) | 75 956 | 75 956 |
| Cash and cash equivalents (Note 11) | 512 775 | 512 775 |
| Total financial assets | 588 731 | 588 731 |
| At 31 December 2021 - Group | | |
| Trade and other receivables (Note 10.3) | 68 196 | 68 196 |
| Cash and cash equivalents (Note 11) | 497 964 | 497 964 |
| Total financial assets | 566 160 | 566 160 |
| At 31 December 2022 - Institute | | |
| Trade and other receivables (Note 10) | 27 310 | 27 310 |
| Cash and cash equivalents (Note 11) | 397 835 | 397 835 |
| Total financial assets | 425 145 | 425 145 |
| At 31 December 2021 - Institute | | |
| Trade and other receivables (Note 10) | 35 317 | 35 317 |
| Cash and cash equivalents (Note 11) | 374 006 | 374 006 |
| Total financial assets | 409 323 | 409 323 |

9. DEFERRED TAX

9.1 ACCOUNTING POLICIES

Tax expense is the aggregate amount included in the determination of surplus or deficit for the period in respect of current tax and deferred tax.

Deferred tax assets

A deferred tax asset is recognised for all deductible temporary differences to the extent that it is probable that taxable surplus will be available against which the deductible temporary difference can be utilised, unless the deferred tax asset arises from the initial recognition of an asset or liability in a transaction that:

- is not a business combination; and
- at the time of the transaction, affects neither accounting surplus nor taxable surplus or deficit.



The measurement of deferred tax assets reflects the tax consequences that would follow from the manner in which the Group expects, at the end of the reporting period, to recover the carrying amount of its assets and liabilities.

9.2 THE ANALYSIS OF DEFERRED TAX ASSETS AND DEFERRED TAX LIABILITIES IS AS FOLLOWS:

| | GROUP | | INSTITUTE | |
|--|---------------|---------------|---------------|---------------|
| | 2022
R'000 | 2021
R'000 | 2022
R'000 | 2021
R'000 |
| Deferred tax assets: | | | | |
| Deferred tax asset to be recovered within 12 months (sec 24c allowance) | 115 | - | - | - |
| Net deferred tax assets | 115 | - | - | - |
| Details of set-off of deferred tax assets and liabilities | | | | |
| Net deferred tax asset from all items being set off (sec 24c allowance) | 115 | - | - | - |
| Total deferred tax asset per the statements of financial position | 115 | - | - | - |

9.3 RECONCILIATION OF DEFERRED TAX MOVEMENTS

| | Deferred tax | Total |
|--|--------------|------------|
| | R'000 | R'000 |
| Group | | |
| Opening balance at 1 January 2022 | | - |
| (Charged) / credited to surplus or deficit (sec 24c allowance) | 115 | 115 |
| Closing balance at 31 December 2022 | 115 | 115 |



ACCOUNTING POLICIES AND NOTES TO THE GROUP AND INSTITUTE'S ANNUAL FINANCIAL STATEMENTS Continued

FOR THE YEAR ENDED 31 DECEMBER 2022

10. TRADE AND OTHER RECEIVABLES

10.1 ACCOUNTING POLICY

All trade and other receivable are due within 12 months therefore the Group applied the practical expedient and no significant financing was applied.

10.2 TRADE AND OTHER RECEIVABLES COMPRISE:

| | GROUP | | INSTITUTE | |
|---|---------------|---------------|---------------|---------------|
| | 2022
R'000 | 2021
R'000 | 2022
R'000 | 2021
R'000 |
| Trade receivables | 88 461 | 57 730 | 37 946 | 21 675 |
| Trade receivables loss allowance (Refer note 10.4) | (21 516) | (19 488) | (20 139) | (18 187) |
| Trade receivables - net | 66 945 | 38 242 | 17 807 | 3 488 |
| Sundry receivables | 9 999 | 30 729 | 9 999 | 30 729 |
| Sundry receivables loss allowance (refer note 10.4) | (1 645) | (1 434) | (1 645) | (1 434) |
| Deposits | 657 | 657 | 621 | 621 |
| Related party receivables | - | 2 | 528 | 1 913 |
| Value-added tax | 1 225 | - | 1 262 | - |
| Total trade and other receivables | 77 181 | 68 196 | 28 572 | 35 317 |

Please refer to 10.5 for details of all significant trade and other receivables. Trade receivables relate to debtors that have arisen during the ordinary course of business, while sundry receivables comprise funds owing in relation to projects the Group is undertaking.

Credit risk

Credit risk refers to the risk that a counterparty will default on its contractual obligations resulting in financial loss to the Group and Institute. The Group has adopted a policy of only dealing with credit-worthy counterparties as a means of mitigating the risk of financial loss from defaults. The Group does not hold collateral in respect of trade and other receivables.

Trade and other receivables consist of a large number of students, trainees, training offices and sponsors spread across diverse industries and geographical areas, these being 'Trade receivables' of the Institute. Ongoing credit evaluation is performed on the financial condition of trade and other receivables. Training contracts for the trainees, certain exams for students, the training offices and sponsors are all corporate companies and the Group has therefore assessed that they all share similar credit risk characteristics. All trade receivables have therefore been assessed in the same manner.

Revenue line items in relation to subscriptions, entrance fees, disciplinary levies and SEFCO levies are not assessed for expected credit losses as these revenue items have a deadline for payment, after which they are immediately reversed if not paid. This therefore means that no receivables exist for these items of revenue. Remaining items of revenue as well as other income, which result in trade receivables, have been assessed as described below.

Expected credit losses have been considered for deposits and related party receivables but found to be

immaterial and therefore no expected credit losses have been provided. These line items have been assessed as a low credit risk as the counter-parties are deemed to have a strong ability to settle accounts. The allowance for expected credit losses is recognised in the Group and Institute's surplus or deficit for the year.

In their assessment, management considers, amongst other factors, the latest relevant credit ratings from reputable external rating agencies for sundry receivables, both past due (that is, whether it is more than 90 days past due) and forward-looking quantitative and qualitative information. Forward-looking information includes an adverse change in the economic environment, the assessment of the future outlook of the industry in which the debtor operates and the most recent news or market talks.

The expected loss rates are based on historical losses over a period of 3 years preceding 31 December 2022 and 1 January 2022. The historical loss rates are adjusted to reflect current and forward-looking information on macroeconomic factors (such as employment rates, inflation rates, COVID-19 impact, etc) affecting the ability of the customer to settle the receivables.

Irrespective of the outcome of the above assessment, the Group presumes that the credit risk on trade receivables has increased significantly since initial recognition when contract payments are >90 days past due for trade debtors, unless the Group has reasonable and supportable information that demonstrates otherwise. The 30 day rebuttable presumption is therefore not used. Sundry receivables are not included in this presumption and are only assessed based on the factors described following the expected credit loss matrix.

The carrying amount of trade and other receivables recognised in the financial statements, which is net of impairment losses, represents the Group's maximum exposure to credit risk.

To measure the expected credit losses, trade receivables and sundry receivables have been assessed separately as the credit risk of each is considered differently.

10.3 ITEMS INCLUDED IN TRADE AND OTHER RECEIVABLES NOT CLASSIFIED AS FINANCIAL ASSETS

| | GROUP | | INSTITUTE | |
|--|---------------|---------------|---------------|---------------|
| | 2022
R'000 | 2021
R'000 | 2022
R'000 | 2021
R'000 |
| Value-added tax | 1 225 | - | 1 262 | - |
| Total non-financial assets included in trade and other receivables | 1 225 | - | 1 262 | - |
| Total trade and other receivables excluding non-financial assets included in trade and other receivables | 75 956 | 68 196 | 27 310 | 35 317 |
| Total trade and other receivables | 77 181 | 68 196 | 28 572 | 35 317 |

ACCOUNTING POLICIES AND NOTES TO THE GROUP AND INSTITUTE'S ANNUAL FINANCIAL STATEMENTS Continued

FOR THE YEAR ENDED 31 DECEMBER 2022

10.4 MOVEMENTS IN EXPECTED CREDIT LOSSES OF TRADE AND OTHER RECEIVABLES ARE AS FOLLOWS:

| | GROUP | | INSTITUTE | |
|----------------------------|---------------|---------------|---------------|---------------|
| | 2022 | 2021 | 2022 | 2021 |
| | R'000 | R'000 | R'000 | R'000 |
| At start of year | 20 922 | 23 195 | 19 621 | 21 338 |
| Increase in loss allowance | 3 540 | 417 | 2 163 | - |
| Amounts written off | (22) | (229) | - | - |
| Unused amounts reversed | (1 279) | (2 461) | - | (1 717) |
| At end of year | 23 161 | 20 922 | 21 784 | 19 621 |

Unused amounts reversed relate to debtors on which expected credit losses were provided for in the previous financial year, however, were recovered during the current reporting period.

The results of the provision matrix are summarised as follows:

TRADE AND SUNDRY RECEIVABLES 2022 - GROUP

| | Current | More than 30 days past due | More than 60 days past due | More than 120 days past due | Total |
|---------------------------------------|------------|----------------------------|----------------------------|-----------------------------|---------------|
| | R'000 | R'000 | R'000 | R'000 | R'000 |
| 31 December 2022 Trade debtors | | | | | |
| Weighted average expected loss rate | 0,95% | 10,97% | 4,77% | 83,16% | |
| Gross carrying amount | 30 425 | 8 625 | 23 182 | 23 062 | 85 294 |
| Lifetime ECL | 288 | 946 | 1 105 | 19 177 | 21 516 |
| Sundry debtors | | | | | |
| Weighted average expected loss rate | 7,77% | 2,06% | 3,17% | 27,49% | |
| Gross carrying amount | 240 | 60 | 164 | 5 894 | 6 357 |
| Lifetime ECL | 19 | 1 | 5 | 1 620 | 1 645 |
| Total ECL | 307 | 947 | 1 110 | 20 797 | 23 161 |

TRADE AND SUNDRY RECEIVABLES 2021 - GROUP

| | Current | More than 30 days past due | More than 60 days past due | More than 120 days past due | Total |
|---------------------------------------|------------|----------------------------|----------------------------|-----------------------------|---------------|
| | R'000 | R'000 | R'000 | R'000 | R'000 |
| 31 December 2021 Trade debtors | | | | | |
| Weighted average expected loss rate | 1,26% | 5,61% | 9,94% | 69,19% | |
| Gross carrying amount | 11 533 | 8 682 | 15 382 | 25 042 | 60 639 |
| Lifetime ECL | 145 | 487 | 1 529 | 17 327 | 19 488 |
| Sundry debtors | | | | | |
| Weighted average expected loss rate | 0,60% | 1,20% | 2,04% | 6,80% | |
| Gross carrying amount | 1 672 | 1 612 | 4 958 | 19 179 | 27 421 |
| Lifetime ECL | 10 | 19 | 101 | 1 304 | 1 434 |
| Total ECL | 155 | 506 | 1 630 | 18 631 | 20 922 |

TRADE AND SUNDRY RECEIVABLES 2022 - INSTITUTE

| | Current | More than
30 days
past due | More than
60 days
past due | More than
120 days
past due | Total |
|---------------------------------------|------------|----------------------------------|----------------------------------|-----------------------------------|---------------|
| | R'000 | R'000 | R'000 | R'000 | R'000 |
| 31 December 2022 Trade debtors | | | | | |
| Weighted average expected loss rate | 8,80% | 13,20% | 22,22% | 98,45% | |
| Gross carrying amount | 1 149 | 7 125 | 9 182 | 17 324 | 34 780 |
| Lifetime ECL | 101 | 941 | 2 041 | 17 056 | 20 139 |
| Sundry debtors | | | | | |
| Weighted average expected loss rate | 7,77% | 2,06% | 83,40% | 7,19% | |
| Gross carrying amount | 240 | 60 | 1 561 | 4 496 | 6 357 |
| Lifetime ECL | 19 | 1 | 1 302 | 323 | 1 645 |
| Total ECL | 120 | 942 | 3 343 | 17 379 | 21 784 |

TRADE AND SUNDRY RECEIVABLES 2021 - INSTITUTE

| | Current | More than
30 days
past due | More than
60 days
past due | More than
120 days
past due | Total |
|---------------------------------------|-----------|----------------------------------|----------------------------------|-----------------------------------|---------------|
| | R'000 | R'000 | R'000 | R'000 | R'000 |
| 31 December 2021 Trade debtors | | | | | |
| Weighted average expected loss rate | 7,33% | 16,75% | 33,19% | 97,47% | |
| Gross carrying amount | 1 193 | 1 879 | 1 554 | 17 717 | 22 343 |
| Lifetime ECL | 87 | 315 | 516 | 17 269 | 18 187 |
| Sundry debtors | | | | | |
| Weighted average expected loss rate | 0,60% | 1,20% | 2,04% | 6,80% | |
| Gross carrying amount | 1 672 | 1 612 | 4 958 | 19 179 | 27 421 |
| Lifetime ECL | 10 | 19 | 101 | 1 304 | 1 434 |
| Total ECL | 97 | 334 | 617 | 18 573 | 19 621 |

Gross receivables assessed for expected credit losses will differ to the total gross receivables as per note 10.2 due to the exclusion of debtors who have been assessed to not have expected credit losses, such as receivables raised as a result of donations receivable.

Trade and sundry receivables are assessed each year for expected credit losses based on the information relevant to the current year and the probability of default. As an example, the probability of default for an exam candidate is significantly lower than that of a seminar as an exam candidate would not receive his/her results on default. While the loss (unrecovered amount) may be higher, the probability of it occurring is lower. This would lead to a variation of percentages within the categories year on year. The category of 'More than 120 days past due' consists of debtors carried forward from prior year therefore the ECL provision has increased in line with the risk. These debtors are being actively pursued. The weighting in each age category compared to the previous year changes based on the risk profile of debtors.

ACCOUNTING POLICIES AND NOTES TO THE GROUP AND INSTITUTE'S ANNUAL FINANCIAL STATEMENTS Continued

FOR THE YEAR ENDED 31 DECEMBER 2022

10.5 SIGNIFICANT TRADE AND OTHER RECEIVABLES

| | Trade / Sundry Receivables | GROUP | | INSTITUTE | |
|--|----------------------------|--------|--------|-----------|--------|
| | | 2022 | 2021 | 2022 | 2021 |
| | | R'000 | R'000 | R'000 | R'000 |
| TEUF - FASSET | Trade | - | 7 136 | - | - |
| TEUF - National Student Financial Aid Scheme | Trade | 3 577 | 10 396 | - | - |
| TEUF - Citi Bank (ISFAP) | Trade | 11 000 | 11 000 | - | - |
| TVET College projects | Sundry | 4 763 | 27 421 | 4 763 | 27 421 |
| Gauteng Department of Health | Trade | 12 271 | 12 271 | 12 271 | 12 271 |

11. CASH AND CASH EQUIVALENTS

11.1 ACCOUNTING POLICY

Cash and cash equivalents comprise cash on hand, cash held at the bank, and short-term deposits that are readily convertible to a known amount of cash and are subject to an insignificant risk of changes in value.

11.2 CASH AND CASH EQUIVALENTS COMPRISE:

| | GROUP | | INSTITUTE | |
|---|----------------|----------------|----------------|----------------|
| | 2022 | 2021 | 2022 | 2021 |
| | R'000 | R'000 | R'000 | R'000 |
| Cash | | | | |
| Cash on hand | 15 | 22 | - | 7 |
| Balances with banks | 78 480 | 55 428 | 64 948 | 48 127 |
| Total cash | 78 495 | 55 450 | 64 948 | 48 134 |
| Cash equivalents | | | | |
| Short term deposits | 434 280 | 442 514 | 332 887 | 325 872 |
| Total cash equivalents | 434 280 | 442 514 | 332 887 | 325 872 |
| Total cash and cash equivalents included in current assets | 512 775 | 497 964 | 397 835 | 374 006 |
| Net cash and cash equivalents | 512 775 | 497 964 | 397 835 | 374 006 |

There are no significant restrictions on the Group's ability to access or use the cash of the Group.

Credit risk

The cash and cash equivalents are held with only investment grade banks within South Africa with high credit ratings assigned by international credit-rating agencies. The funds invested are spread across a number of banks.

Impairment on cash and cash equivalents has been measured on a 12-month expected loss basis and reflects the short maturities of the exposures. The Group considers that its cash and cash equivalents have a low credit risk based on the external credit ratings of the counterparties. The COVID-19 pandemic was considered and found not to have had an impact on cash and cash equivalents. No impairment was therefore deemed necessary.

12. RESERVES

NATURE AND PURPOSE OF RESERVES

The following reserves form part of the various reserves of the Group and the Institute.

SAICA EDUCATION FUND RESERVE (SEFCO) (GROUP AND INSTITUTE)

The objective of the Fund is to enable education providers to deliver high quality prospective CAs(SA) who are representative of the country's demographics in terms of race and gender. The fund is overseen by a committee appointed in terms of the regulations/rules approved by the board. All funds collected are disbursed in accordance with regulations approved by the board. The reserve is formed to maintain funding for SEFCO. The surplus or deficit relating to the SEFCO operations is allocated to the reserve on an annual basis.

RESERVES OF INDIVIDUAL ENTITIES (GROUP ONLY)

The Thuthuka Education Upliftment Fund and The Hope Factory reserves are the operating reserves of the individual entities. The surplus or deficit relating to the relevant entity is allocated to the reserve on an annual basis.

SOUTH AFRICAN JOURNAL OF ACCOUNTING RESEARCH (SAJAR) (GROUP AND INSTITUTE)

The Fund is overseen by a committee appointed in terms of the constitution of SAJAR. All funds collected are disbursed in accordance with the SAJAR constitution. The reserve is formed to maintain funding for SAJAR. The surplus or deficit relating to the SAJAR operations is allocated to the reserve on an annual basis.

TAX PRACTITIONERS LEVY (GROUP AND INSTITUTE)

SAICA is registered as a Recognised Controlling Body (RCB) with the South African Revenue Service (SARS) in terms of The Tax Administration Act No 28 of 2011. The fee raised to tax practitioners is used solely for the administration in terms of the requirements for Recognised Controlling Body. The surplus or deficit in any given year is recognised in the reserve. The reserve is formed to maintain funding for Tax Practitioner administration activities. The surplus or deficit relating to the tax practitioner operations is allocated to the reserve on an annual basis.

13. LEASE LIABILITIES

13.1 ACCOUNTING POLICY

At inception of a contract, the Group assesses whether a contract is, or contains, a lease.

The Group is a lessee of premises and is sub-leasing a portion thereof. Refer to note 20 for further information on rent received.

The term of the lease is determined as the non-cancellable period of the lease together with the period covered by an option to extend the lease and if there is certainty that these options will be exercised. These have been identified to be between three and ten years.

At inception, a right-of-use asset and a lease liability are recognised. The Group presents right-of-use assets in 'property and equipment', the non-current portion of lease liabilities separately and the current portion of lease liabilities in 'trade and other payables' in the statement of financial position. Details regarding the right-of-use-asset, the corresponding liability, depreciation and interest can therefore be found in notes 5 and 26 and in the statement of cashflows.

The right-of-use asset is initially measured at cost, which comprises the initial amount of the lease liability.

The right-of-use asset is subsequently depreciated using the straight-line method over the lease term. None of the leases transfer ownership of the underlying assets to the Group.

The Group and Institute also assessed the right of use asset at the end of this reporting period to determine whether there was an indication of impairment. No impairment was deemed necessary.

ACCOUNTING POLICIES AND NOTES TO THE GROUP AND INSTITUTE'S ANNUAL FINANCIAL STATEMENTS Continued

FOR THE YEAR ENDED 31 DECEMBER 2022

Lease liability

The lease liability is initially measured at the present value of the lease payments that are not yet paid at the commencement date. Lease payments are discounted using the relevant Group entity's incremental borrowing rate determined as a weighted average of 13%. The following lease payments are included where they are not paid at the commencement date:

- fixed payments, less any lease incentives receivable

Subsequently, the lease liability is measured by:

- increasing the carrying amount to reflect interest on the lease liability
- reducing the carrying amount to reflect the lease payments made

13.1 LEASE LIABILITIES COMPRISE:

| | GROUP | | INSTITUTE | |
|---|---------------|---------------|---------------|---------------|
| | 2022 | 2021 | 2022 | 2021 |
| | R'000 | R'000 | R'000 | R'000 |
| IFRS 16 Lease Liability | 66 283 | 78 308 | 65 231 | 76 872 |
| Undiscounted Lease commitments | | | | |
| Not later than one year | 24 551 | 22 219 | 23 386 | 21 702 |
| Later than one year and not later than five years | 48 494 | 73 045 | 48 494 | 71 881 |
| | 73 045 | 95 264 | 71 880 | 93 583 |
| Non-current liabilities | 48 529 | 64 280 | 47 955 | 63 228 |
| Current liabilities | 17 754 | 14 028 | 17 276 | 13 644 |
| | 66 283 | 78 308 | 65 231 | 76 872 |
| Opening balance | 78 308 | 84 512 | 76 872 | 82 787 |
| New leases | - | 2 639 | - | 2 639 |
| Interest | 8 082 | 10 033 | 7 948 | 9 843 |
| Less lease payments | (20 107) | (18 876) | (19 589) | (18 397) |
| Principal | (12 025) | (8 843) | (11 641) | (8 554) |
| Interest | (8 082) | (10 033) | (7 948) | (9 843) |
| Closing | 66 283 | 78 308 | 65 231 | 76 872 |

14. PROVISIONS

14.1 ACCOUNTING POLICY

The short-term incentive (STI) is a constructive obligation, resulting from the remuneration policy and the performance evaluation process. The minimum requirements set out in the policy are expected to be met and thus a constructive obligation exists. The amount has been measured in line with the policy, however actual amounts paid may vary based on final individual, divisional and organisational performance assessments as approved by the remuneration committee and the SAICA board.

APC examinations costs relate to a provision raised for the Assessment of Professional Competence (APC) examination rewrite. The obligation had arisen from the announcement made by the Board that the examination is to take place at no charge to the candidate in March 2022. The provision was measured

using the estimated costs of hosting the examinations in line with previous examinations.

14.2 PROVISIONS COMPRISE:

| | GROUP | | INSTITUTE | |
|-----------------------|---------------|---------------|---------------|---------------|
| | 2022 | 2021 | 2022 | 2021 |
| | R'000 | R'000 | R'000 | R'000 |
| Short-term incentive | 23 862 | 13 385 | 23 262 | 13 385 |
| APC Examination costs | - | 8 550 | - | 8 550 |
| Total | 23 862 | 21 935 | 23 262 | 21 935 |

Provision raised for the Assessment of Professional Competence (APC) examination rewrite was settled in the current year. The short-term incentive provision is expected to be paid in May 2023.

14.3 RECONCILIATION OF SHORT-TERM INCENTIVE PROVISION:

| | GROUP | | INSTITUTE | |
|---|---------------|---------------|---------------|---------------|
| | 2022 | 2021 | 2022 | 2021 |
| | R'000 | R'000 | R'000 | R'000 |
| Opening balance | 13 385 | 22 228 | 13 385 | 22 228 |
| Settled during the year | (12 940) | (21 266) | (12 940) | (21 266) |
| Recognised/(Derecognised) during the year | 23 417 | 12 423 | 22 817 | 12 423 |
| Closing balance | 23 862 | 13 385 | 23 262 | 13 385 |

15. TRADE AND OTHER PAYABLES

15.1 ACCOUNTING POLICY

Trade payables are obligations for goods and services that have been acquired in the ordinary course of business from suppliers.

Trade payables are initially measured at fair value net of transaction costs, and are subsequently measured at amortised cost, using the effective interest method.

15.2 TRADE AND OTHER PAYABLES COMPRISE:

| | GROUP | | INSTITUTE | |
|---------------------------------------|---------------|---------------|---------------|---------------|
| | 2022 | 2021 | 2022 | 2021 |
| | R'000 | R'000 | R'000 | R'000 |
| Trade creditors | 55 111 | 59 759 | 55 368 | 48 440 |
| Deposits received | 108 | 108 | 108 | 108 |
| Accrued leave pay | 13 810 | 12 965 | 13 412 | 12 372 |
| Payroll liabilities | 122 | 140 | - | - |
| ISFAP payable | 272 | - | - | - |
| Current portion of lease liabilities | 17 754 | 14 028 | 17 276 | 13 644 |
| Value added tax | - | 9 780 | - | 9 400 |
| Total trade and other payables | 87 177 | 96 780 | 86 164 | 83 964 |

ACCOUNTING POLICIES AND NOTES TO THE GROUP AND INSTITUTE'S ANNUAL FINANCIAL STATEMENTS Continued

FOR THE YEAR ENDED 31 DECEMBER 2022

15.3 ITEMS INCLUDED IN TRADE AND OTHER PAYABLES NOT CLASSIFIED AS FINANCIAL LIABILITIES

| | GROUP | | INSTITUTE | |
|---|---------------|---------------|---------------|---------------|
| | 2022
R'000 | 2021
R'000 | 2022
R'000 | 2021
R'000 |
| Value added tax | - | 9 780 | - | 9 400 |
| Accrual for leave pay | 13 810 | 12 965 | 13 412 | 12 372 |
| Deposits received | 108 | 108 | 108 | 107 |
| Payroll liabilities | 122 | 140 | - | - |
| Total non-financial liabilities included in trade and other payables | 14 040 | 22 993 | 13 520 | 21 879 |
| Financial liability portion | 73 137 | 73 787 | 72 644 | 62 085 |
| Total trade and other payables | 87 177 | 96 780 | 86 164 | 83 964 |

Employees' entitlement to annual leave is recognised when it accrues to employees. An accrual is made for the estimated liability for annual leave due as a result of services rendered by employees up to the reporting date, with a maximum of 35 days per employee.

The Group's exposure to liquidity risk related to trade and other payables is disclosed in note 32.2.

16. CURRENT TAX LIABILITIES

16.1 ACCOUNTING POLICIES

Tax expense is the aggregate amount included in the determination of surplus or deficit for the period in respect of current tax and deferred tax.

Current tax is the amount of income taxes payable in respect of the taxable surplus for a period.

16.2 CURRENT TAX LIABILITIES COMPRISE THE FOLLOWING BALANCES

| | GROUP | | INSTITUTE | |
|---|---------------|---------------|---------------|---------------|
| | 2022
R'000 | 2021
R'000 | 2022
R'000 | 2021
R'000 |
| Net current tax liability from all items being set off | 259 | - | - | - |
| Total current tax liability per the statements of financial position | 259 | - | - | - |

17. DEFERRED INCOME

17.1 ACCOUNTING POLICY

Donations and grants received in advance are reported as a current liability if they will be earned within one year. Deferred income is recognised when the funds are received from the donors and derecognised to other income when terms of the contract have been met by the Group to the extent of the expenses that have been incurred. For further information refer to note 20.

17.2 DEFERRED INCOME COMPRISE:

| | GROUP | | INSTITUTE | |
|-----------------------------------|---------------|---------------|---------------|---------------|
| | 2022
R'000 | 2021
R'000 | 2022
R'000 | 2021
R'000 |
| Future project and bursary income | 5 575 | 2 954 | 1 764 | 332 |
| Bursary income* | 14 000 | 17 637 | - | - |
| Total | 19 575 | 20 591 | 1 764 | 332 |
| Current liabilities | 19 575 | 20 591 | 1 764 | 332 |
| Total | 19 575 | 20 591 | 1 764 | 332 |

*Bursary income includes ISFAP bursaries amounting to R11 000 000 (2021: R11 000 000)


18. FINANCIAL LIABILITIES

18.1 ACCOUNTING POLICY

Financial liabilities of the Group are classified at amortised cost. Accordingly, the financial liabilities are initially measured at fair value net of directly attributable transaction costs and subsequently measured at amortised cost using the effective interest method.

Financial liabilities held by the Group comprises trade and other payables of which the carrying amounts approximate the fair value due to the short-term nature. The lease liability carrying amounts approximate the fair value as the incremental borrowing rate is market related.

Financial liabilities are recognised initially when the Group becomes a party to contractual provisions of a contract.



ACCOUNTING POLICIES AND NOTES TO THE GROUP AND INSTITUTE'S ANNUAL FINANCIAL STATEMENTS Continued

FOR THE YEAR ENDED 31 DECEMBER 2022

18.2 CARRYING AMOUNT OF FINANCIAL LIABILITIES BY CATEGORY

| | At amortised cost | Total |
|--|-------------------|----------------|
| | R'000 | R'000 |
| At 31 December 2022 - Group | | |
| Lease liabilities (Note 13) | 48 529 | 48 529 |
| Components listed under other financial liabilities on the statements of financial position | 48 529 | 48 529 |
| Trade and other payables excluding non-financial liabilities (Note 15) | 73 137 | 73 137 |
| Components listed separately on the statements of financial position | 73 137 | 73 137 |
| | 121 666 | 121 666 |
| At 31 December 2021 - Group | | |
| Lease liabilities (Note 13) | 64 280 | 64 280 |
| Components listed under other financial liabilities on the statements of financial position | 64 280 | 64 280 |
| Trade and other payables excluding non-financial liabilities (Note 15) | 73 787 | 73 787 |
| Components listed separately on the statements of financial position | 73 787 | 73 787 |
| | 138 067 | 138 067 |
| At 31 December 2022 - Institute | | |
| Lease liabilities (Note 13) | 47 955 | 47 955 |
| Components listed under other financial liabilities on the statements of financial position | 47 955 | 47 955 |
| Trade and other payables excluding non-financial liabilities (Note 15) | 72 644 | 72 644 |
| Components listed separately on the statements of financial position | 72 644 | 72 644 |
| | 120 599 | 120 599 |
| At 31 December 2021 - Institute | | |
| Lease liabilities (Note 13) | 63 228 | 63 228 |
| Components listed under other financial liabilities on the statements of financial position | 63 228 | 63 228 |
| Trade and other payables excluding non-financial liabilities (Note 15) | 62 085 | 62 085 |
| Components listed separately on the statements of financial position | 62 085 | 62 085 |
| | 125 313 | 125 313 |

19. REVENUE

19.1 ACCOUNTING POLICY

The Group generates revenue from goods and services. Goods comprise products such as sale of books. Services comprise subscriptions, members' entrance fees, professional development – pre-qualification (training and examinations), tax practitioners fees, a once-off disciplinary levy, Accountancy SA magazine advertising, seminars, events, sponsorships and SAICA Education Fund levies. Revenue is measured based on the consideration specified in a contract with a customer and excludes amounts received on behalf of third parties, like value-added tax. The Group has applied the practical expedient with regard to significant financing components on all contracts up to 12 months.

Revenue is recognised at a point in time when the goods are delivered to the customers, such as the date of issue of Accountancy SA magazine and the date of the seminar or event or sponsorship.

Revenue is recognised over a period of time for services in line with the duration of the service, that is, over the period of the subscription or the period of professional development contract. Invoices are generated at a point in time and are generally payable in advance of the service being provided to the customer.

No discounts are provided for any goods or services.

Contract balances

Contract fulfilment asset

The contract fulfilment assets consist of actual costs incurred to fulfil a contract of which the performance obligations have not been met yet significant costs have been incurred. The Group recognises costs incurred relating to the exams as an asset and amortises the asset consistently with the pattern of revenue recognition. This asset does not meet the definition of a contract asset as it is not in relation to performance obligations already met and therefore the Group does not have the right to consideration.

Contract liabilities

If a customer (being a member, student or training office) pays consideration before the Group transfers goods or services to the customer, a contract liability is recognised when the payment is made. Contract liabilities are recognised as revenue when the Group performs under the contract.

+ + + + + + + + + + + +
 + + + + + + + + + + + +
 + + + + + + + + + + + +
 + + + + + + + + + + + +
 + + + + + + + + + + + +
 + + + + + + + + + + + +
 + + + + + + + + + + + +

ACCOUNTING POLICIES AND NOTES TO THE GROUP AND INSTITUTE'S ANNUAL FINANCIAL STATEMENTS Continued

FOR THE YEAR ENDED 31 DECEMBER 2022

19.2 REVENUE COMPRISES:

| | GROUP | | INSTITUTE | |
|--|----------------|----------------|----------------|----------------|
| | 2022 | 2021 | 2022 | 2021 |
| | R'000 | R'000 | R'000 | R'000 |
| Subscriptions - Chartered Accountants (SA) | 311 341 | 281 137 | 311 341 | 281 137 |
| Disciplinary levy | 15 | 30 | 15 | 30 |
| Subscriptions - Associate General Accountants (SA) | 17 046 | 14 623 | 17 046 | 14 623 |
| Subscriptions - Accounting Technician (SA) | 1 366 | 631 | 1 366 | 631 |
| Accountancy SA | 1 402 | 1 577 | 1 402 | 1 577 |
| Entrance fees | 16 255 | 8 634 | 16 255 | 8 634 |
| Product sales | 6 382 | 6 769 | 5 274 | 6 420 |
| Professional development - prequalification | 73 946 | 82 939 | 73 946 | 82 939 |
| SAICA Education Fund levies | 37 972 | 34 118 | 37 972 | 34 118 |
| Seminars and events | 6 592 | 4 652 | 6 592 | 4 652 |
| Sponsorships | 9 043 | 8 182 | 8 984 | 8 182 |
| Total revenue | 481 360 | 443 292 | 480 193 | 442 943 |

| Type of revenue | Description | Performance obligation | Transfer of control | Measurement of transaction price | Duration of contract |
|-----------------|---|---|-------------------------------|--|----------------------|
| Service | Subscriptions | Making the designation available throughout the year | Over time | Invoice amount as contracted, allocation using a straight-line method over 12 months | 1 year |
| Service | Disciplinary levy | Commencement of disciplinary cases | At a point in time on receipt | Invoice amount as contracted | Once-off cost |
| Goods | Accountancy SA | Publishing the magazine | At a point in time | Invoice amount as contracted | Once-off cost |
| Service | Entrance fees | Registration of membership | At a point in time | Invoice amount as contracted | Once-off cost |
| Goods | Product sales | Delivery of product | At a point in time | Invoice amount as contracted | Once-off cost |
| Service | Professional development -prequalification | Examinations - publishing of results | At a point in time | Invoice amount as contracted | Once-off cost |
| Service | Professional development - prequalification | Training contracts - admin support throughout contract | Over time | Invoice amount as contracted, allocation using a straight-line method over 12 months | 3-5 years |
| Service | Professional development - prequalification | Training office reviews - one accreditation, one post accreditation visit/ monitoring | At a point in time | Two performance obligations - Invoice amount allocated based on a relative stand-alone selling price basis | 1 year |
| Service | SAICA Education Fund levies | Updating and maintaining of standards | Over time | Invoice amount as contracted, allocation using a straight-line method over 12 months | 1 year |
| Goods | Seminars and events | Hosting of seminar/event | At a point in time | Invoice amount as contracted | Once-off cost |
| Goods | Sponsorships | Advertising as agreed | At a point in time | Invoice amount as contracted | Once-off cost |

19.3 CONTRACT FULFILMENT ASSETS AND CONTRACT LIABILITIES

Contract fulfilment assets and contract liabilities are disclosed separately in the statement of financial position.

| | GROUP | | INSTITUTE | |
|--|------------------|------------------|------------------|------------------|
| | 2022
R'000 | 2021
R'000 | 2022
R'000 | 2021
R'000 |
| Current contract fulfilment assets | | | | |
| Assessment of Professional Competence (APC) Exam | 7 702 | 5 192 | 7 702 | 5 192 |
| Initial Test of Competence (ITC) Exam | 2 301 | - | 2 301 | - |
| | 10 003 | 5 192 | 10 003 | 5 192 |
| Current contract liabilities (Revenue stream) | | | | |
| SEFCO Levies (SAICA Education Fund levies) | (8 708) | (9 562) | (8 708) | (9 562) |
| APC Exams (Professional Development) | (25 934) | (25 848) | (25 934) | (25 848) |
| Trainee admin fee (Professional Development) | (257) | (255) | (257) | (255) |
| Training contract fees (Professional Development) | (13 316) | (11 268) | (13 316) | (11 268) |
| Subscriptions (All designations) | (49 181) | (51 890) | (49 181) | (51 890) |
| ITC Exams January (Professional Development) | (2 454) | (4 007) | (2 454) | (4 007) |
| Tax Practitioners Levy (Subscriptions) | (1 799) | (2 591) | (1 799) | (2 591) |
| | (101 649) | (105 421) | (101 649) | (105 421) |
| Non- current liabilities | (6 666) | (5 836) | (6 666) | (5 836) |
| Current liabilities | (94 983) | (99 585) | (94 983) | (99 585) |
| Total contract liabilities | (101 649) | (105 421) | (101 649) | (105 421) |

SEFCO Levies

- SEFCO recognises the need for universities to suitably transform their academic staff complement by attracting and retaining both African and Coloured academic staff. In most cases this requires that funding is made available to enable the universities to attract and retain the best academic staff who can act as role models to a transformed student body.
- SEFCO was established to raise finance for the maintenance and development of standards of education and training for chartered accountants on par with the standards of its reciprocal partners.
- As part of the contract for trainees, the training office agrees to pay an annual levy toward the fund. The levy is payable for each completed year of training contract for each trainee until the training contract is cancelled or discharged.
- The maintenance and development of standards, being the performance obligation, is done throughout the year. Benefit is provided for over a period of time and should therefore be recognised over such period.

APC Exams

- APC is the second part of the qualifying examination, which assesses professional competence.
- The exam fee is payable at any time, and any non-payment will result in results being withheld from the candidate.
- The performance obligation to the candidate is an exam result. This is satisfied at a point in time when the exam results are released, which was 24th February 2023.

ACCOUNTING POLICIES AND NOTES TO THE GROUP AND INSTITUTE'S ANNUAL FINANCIAL STATEMENTS Continued

FOR THE YEAR ENDED 31 DECEMBER 2022

Trainee admin fee

- Training offices are required to employ trainees under training contracts. The office must be accredited by SAICA as a training office.
- The fee is payable upfront on application of the accreditation. Two performance obligations arise from the contract, that is, the accreditation and the post-accreditation monitoring visit.
- The performance obligations are satisfied at a point in time and therefore the transaction price for each is recognised upon satisfaction at the relevant point in time.

Training contract fees

- Training offices are required to employ trainees under training contracts.
- The training contract fee is payable upfront by the training office for periods between three to five years. This fee activates the training contract to register the trainee with SAICA.
- The performance obligation is satisfied over time as the contract runs over a period of three to five years. Revenue is therefore recognised monthly over the contract period. The Group has performed an assessment on the financing component of the contracts over three to five years and concluded that the financing component was not significant and therefore has not been applied.
- The training contracts allow the training office to receive a credit should a trainee cancel their contract for any reason prior to the completion of the training contract. As the training contract fee is allocated monthly, the credit is equivalent to the remaining months that the trainee did not complete.

Subscriptions

- In order to be entitled to use their designations, CAs(SA), AGAs(SA) and ATs(SA) must pay a membership subscription fee to SAICA.
- The subscription fees are payable in full and upfront for access to the designation for the year ahead being 1 January to 31 December each year.
- Invoices for membership fees are issued in December of the previous year. Certain members therefore do pay their fees in advance. These fees are recognised as contract liabilities.
- As the designation is used throughout the year, the performance obligation is satisfied over time and the transaction price is the subscription fee. Revenue is recognised monthly over one year.

ITC Exams

- ITC, which is the Initial Test of Competence, is the first part of the qualifying examination.
- The exam fee is payable at any time and any non-payment will lead to results being withheld from the candidate.
- In this instance we refer to the ITC exam written in January 2023 for which payment was already received in 2022. The performance obligation to the candidate is an exam result. This is satisfied at a point in time when the exam results are released, which is 2023.

Tax Practitioners Levy

- The Institute charges a tax practitioner's levy for the administration and regulation of members and associates who elect the Institute as their Recognised Controlling Body (RCB).
- The fees are payable in full and upfront for a member to practice as a tax practitioner for the year ahead being 1 January to 31 December each year.
- Invoices for tax practitioner levy are issued in December of the previous year. Certain tax practitioners therefore do pay their fees in advance. These fees are recognised as contract liabilities.
- As the ability to practise as a tax practitioner is used throughout the year, the performance obligation is satisfied over time and the transaction price is the fee amount. Revenue is recognised monthly over one year.

19.4 REVENUE RECOGNISED IN RELATION TO CONTRACT LIABILITIES

The following table shows how much of the revenue in the current reporting period relates to carried-forward contract liabilities.

REVENUE RECOGNISED THAT WAS INCLUDED IN CONTRACT LIABILITIES AT THE BEGINNING OF THE PERIOD

| | GROUP | | INSTITUTE | |
|---|-----------------|-----------------|-----------------|-----------------|
| | 2022
R'000 | 2021
R'000 | 2022
R'000 | 2021
R'000 |
| SEFCO Levies (SAICA Education Fund levies) | (9 562) | (10 640) | (9 562) | (10 640) |
| APC Exams (Professional Development) | (25 848) | (20 142) | (25 848) | (20 142) |
| Trainee admin fee (Professional Development) | (255) | (139) | (255) | (139) |
| Training contract fees (Professional Development) | (5 432) | (3 907) | (5 432) | (3 907) |
| Subscriptions (All designations) | (51 890) | (51 890) | (51 890) | (51 890) |
| ITC Exams January (Professional Development) | (4 007) | (4 007) | (4 007) | (4 007) |
| Tax Practitioners Levy (Subscriptions) | (2 591) | (1 075) | (2 591) | (1 075) |
| | (99 585) | (91 800) | (99 585) | (91 800) |

19.5 UNSATISFIED PERFORMANCE OBLIGATIONS

EXPECTED DURATION OF THE PERFORMANCE OBLIGATIONS

| | Up to 1
year | 2 years | 3 years | 4 years | 5 years | Total |
|---|-----------------|----------------|----------------|--------------|--------------|------------------|
| | R'000 | R'000 | R'000 | R'000 | R'000 | R'000 |
| At 31 December 2022 - Group and Institute | | | | | | |
| SEFCO Levies (SAICA Education Fund levies) | (8 708) | - | - | - | - | (8 708) |
| APC Exams (Professional Development) | (25 934) | - | - | - | - | (25 934) |
| Trainee admin fee (Professional Development) | (257) | - | - | - | - | (257) |
| Training contract fees (Professional Development) | (6 650) | (4 383) | (1 829) | (276) | (178) | (13 316) |
| Subscriptions (All designations) | (49 181) | - | - | - | - | (49 181) |
| ITC Exams January (Professional Development) | (2 454) | - | - | - | - | (2 454) |
| Tax Practitioners Levy (Subscriptions) | (1 799) | - | - | - | - | (1 799) |
| | (94 983) | (4 383) | (1 829) | (276) | (178) | (101 649) |
| At 31 December 2021 - Group and Institute | | | | | | |
| SEFCO Levies (SAICA Education Fund levies) | (9 562) | - | - | - | - | (9 562) |
| APC Exams (Professional Development) | (25 848) | - | - | - | - | (25 848) |
| Trainee admin fee (Professional Development) | (255) | - | - | - | - | (255) |
| Training contract fees (Professional Development) | (5 432) | (3 879) | (1 539) | (306) | (112) | (11 268) |
| Subscriptions (All designations) | (51 890) | - | - | - | - | (51 890) |
| ITC Exams January (Professional Development) | (4 007) | - | - | - | - | (4 007) |
| Tax Practitioners Levy (Subscriptions) | (2 591) | - | - | - | - | (2 591) |
| | (99 585) | (3 879) | (1 539) | (306) | (112) | (105 421) |

ACCOUNTING POLICIES AND NOTES TO THE GROUP AND INSTITUTE'S ANNUAL FINANCIAL STATEMENTS Continued

FOR THE YEAR ENDED 31 DECEMBER 2022

20. OTHER INCOME

20.1 ACCOUNTING POLICY

Sundry income comprises grants, project income and donations, and is utilised to cover project specific expenditure and this is not perceived to be the main business of the Group. It is recognised when there is reasonable assurance that the entity will comply with the conditions attached to the income and the income will be received.

Sundry income is accounted for when it is received or receivable. Where there are conditions attached to grants, project income and donations, these are recognised in deferred income until conditions are met, when they are then recognised in the statement of surplus or deficit and other comprehensive income of the Group.

Sundry income is the donor funding received by the Group for projects. Any income with unfulfilled conditions has been classified as deferred income.

Rent received is derived from the sub-letting of space by the Institute. The sub lease is a short-term, month to month lease. Due to the nature of the lease, the rent received is recognised in the statement of surplus or deficit and other comprehensive income of the Group on a month to month basis.

20.2 OTHER INCOME COMPRISES:

| | GROUP | | INSTITUTE | |
|---|----------------|----------------|---------------|---------------|
| | 2022
R'000 | 2021
R'000 | 2022
R'000 | 2021
R'000 |
| Sundry income | 291 928 | 426 917 | 10 716 | 54 711 |
| Technical and Vocational Education and Training (TVET) project income | 6 792 | 16 165 | 6 792 | 16 165 |
| Community Education and Training (CET) project income | 2 002 | 35 283 | 2 002 | 35 283 |
| Donations - TEUF | 158 464 | 147 400 | - | - |
| Donations - TEUF - ISFAP | 104 440 | 209 333 | - | - |
| THF projects | 18 308 | 15 473 | - | - |
| AT(SA) projects | 1 922 | 3 263 | 1 922 | 3 263 |
| Recoveries | 8 | 1 145 | 8 | 73 |
| Rent received | 3 765 | 3 627 | 3 765 | 3 627 |
| Total other income | 295 701 | 431 689 | 14 489 | 58 411 |

21. EMPLOYEE BENEFITS EXPENSE

21.1 ACCOUNTING POLICY

Short-term employee benefits

Compensation paid to employees for the rendering of services are recognised in the statement of surplus or deficit and other comprehensive income at the undiscounted amount paid or expected to be paid in the accounting period in which the services were rendered.

Where employees accumulate entitlement for paid absences (i.e. leave pay), an expense is recognised as the additional amount that the Group and Institute expects to pay as a result of the unused leave that has accumulated at the end of the reporting period. In the case of non-accumulating paid absences, the expense is recognised only when the absences occur.

The expected cost of bonus payments is recognised when there is a present legal or constructive obligation to make such payments as a result of past events, and a reliable estimate of the obligation can be made. A present obligation exists when there is no realistic alternative but to make the payments.

21.2 EMPLOYEE BENEFITS EXPENSE COMPRISES:

| | GROUP | | INSTITUTE | |
|--|----------------|----------------|----------------|----------------|
| | 2022 | 2021 | 2022 | 2021 |
| | R'000 | R'000 | R'000 | R'000 |
| Salaries | 180 723 | 163 348 | 174 069 | 156 873 |
| Short-term incentive | 23 417 | 12 423 | 22 817 | 12 423 |
| Defined contribution plan expense | 21 689 | 18 610 | 21 689 | 18 610 |
| Board fees | 5 842 | 4 270 | 5 842 | 4 270 |
| Casual wages | 542 | 5 894 | 542 | 5 894 |
| Total employee benefits expense | 232 213 | 204 545 | 224 959 | 198 070 |

22. SIGNIFICANT ADMINISTRATIVE EXPENSES

ADMINISTRATIVE EXPENSES COMPRISE:

| | GROUP | | INSTITUTE | |
|----------------------------------|--------|--------|-----------|--------|
| | 2022 | 2021 | 2022 | 2021 |
| | R'000 | R'000 | R'000 | R'000 |
| Auditors remuneration - internal | 1 647 | 622 | 1 647 | 622 |
| Auditors remuneration - external | 2 656 | 1 879 | 2 246 | 1 447 |
| Bank charges | 2 603 | 2 197 | 2 597 | 2 188 |
| Computer expenses | 12 515 | 6 823 | 12 273 | 6 508 |
| Subscriptions | 17 813 | 16 334 | 17 813 | 16 334 |
| Telephone | 6 412 | 6 471 | 6 122 | 6 206 |

Subscriptions include those paid to other professional bodies that provide our members the benefit of being internationally recognised and relevant to the profession, as well as online access to the International Financial Reporting Standards. These subscriptions also allow SAICA to have an active role in the worldwide accountancy profession.

ACCOUNTING POLICIES AND NOTES TO THE GROUP AND INSTITUTE'S ANNUAL FINANCIAL STATEMENTS Continued

FOR THE YEAR ENDED 31 DECEMBER 2022

23. OTHER EXPENSES

The Group view its expenses in two categories. Project expenses have been listed as all costs incurred per project. Core business expenses are viewed as operational expenses relating to the day to day activities of the Group.

| | GROUP | | INSTITUTE | |
|--------------------------------------|----------------|----------------|----------------|----------------|
| | 2022 | 2021 | 2022 | 2021 |
| | R'000 | R'000 | R'000 | R'000 |
| Other expenses comprise: | | | | |
| Core business expenses | 561 993 | 405 847 | 435 454 | 394 769 |
| Significant core expenses: | | | | |
| Advertising | 7 501 | 6 221 | 7 501 | 6 221 |
| Consulting fees | 11 814 | 17 420 | 6 934 | 12 461 |
| Utilities | 3 023 | 3 606 | 3 023 | 3 606 |
| Legal fees | 8 326 | 7 062 | 8 326 | 7 039 |
| Licence fees | 16 461 | 10 392 | 16 461 | 10 392 |
| Repairs and maintenance | 8 653 | 5 401 | 8 517 | 5 212 |
| Markers and umpires | 19 335 | 26 228 | 19 335 | 26 228 |
| Royalties | 3 064 | 2 129 | 3 064 | 2 129 |
| Research and content development | 2 701 | 4 706 | 2 701 | 4 706 |
| Subventions | 22 362 | 19 722 | 22 362 | 19 722 |
| Travel costs | 10 544 | 6 044 | 10 198 | 5 819 |
| Venue costs | 14 707 | 14 794 | 14 707 | 14 794 |
| Project expenses | 147 968 | 380 187 | 8 557 | 53 597 |
| AT(SA) - project costs | 737 | 3 294 | 737 | 3 294 |
| CET project costs | 2 002 | 35 095 | 2 002 | 35 095 |
| Enterprise Development project costs | 353 | - | - | - |
| TEUF Bursaries | 32 434 | 115 727 | - | - |
| TEUF Bursaries - ISFAP | 104 440 | 209 333 | - | - |
| THF project costs | 2 451 | 1 579 | 267 | 49 |
| TVET project costs | 5 551 | 15 159 | 5 551 | 15 159 |
| Total other expenses | 709 961 | 786 034 | 444 011 | 448 366 |

Project expenses do not exceed the donor funding received for the projects. Any surpluses that remain are retained as per agreement with the relevant donors.

24. OTHER GAINS AND LOSSES

OTHER GAINS AND LOSSES COMPRISE:

| | GROUP | | INSTITUTE | |
|---|--------------|--------------|--------------|--------------|
| | 2022 | 2021 | 2022 | 2021 |
| | R'000 | R'000 | R'000 | R'000 |
| Gain on disposal of assets | 74 | 97 | 74 | 97 |
| Loss on foreign exchange differences on liabilities | (185) | (405) | (183) | (405) |
| Total other gains and losses | (111) | (308) | (109) | (308) |

25. FINANCE INCOME

Finance income is recognised using the effective interest method and is recognised when it is receivable by the Group. The interest income is earned on positive bank balances.

In calculating finance income, the effective interest rate is applied to the gross carrying amount of the asset.

FINANCE INCOME COMPRISES:

| | GROUP | | INSTITUTE | |
|-------------------|--------|--------|-----------|--------|
| | 2022 | 2021 | 2022 | 2021 |
| | R'000 | R'000 | R'000 | R'000 |
| Interest received | 30 653 | 20 624 | 25 200 | 17 836 |

INTEREST RATE RISK

The Group's exposure to fair value interest rate risk mainly arises from its fixed deposits with banks. It also has exposure on cash flow interest rate risk, that arises mainly from its deposits with banks. The Group interest rate risk exposure is reduced by the annual escalation of its fixed deposits with banks and investments should this not be variable interest rate instruments.

SENSITIVITY ANALYSIS

| | | | | |
|--|---------|---------|-------|-------|
| Change in interest rate (basis points) | -50 | -25 | +25 | +50 |
| Finance income sensitivity (R'000) | (2 564) | (1 282) | 1 282 | 2 564 |

ACCOUNTING POLICIES AND NOTES TO THE GROUP AND INSTITUTE'S ANNUAL FINANCIAL STATEMENTS Continued

FOR THE YEAR ENDED 31 DECEMBER 2022

26. FINANCE COSTS

FINANCE COSTS COMPRISES:

| | GROUP | | INSTITUTE | |
|---------------------------------|---------------|---------------|---------------|---------------|
| | 2022
R'000 | 2021
R'000 | 2022
R'000 | 2021
R'000 |
| Interest paid - lease liability | 8 082 | 10 033 | 7 948 | 9 843 |

27. INCOME TAX EXPENSE

27.1 ACCOUNTING POLICIES


Tax expense is the aggregate amount included in the determination of surplus or deficit for the period in respect of current tax and deferred tax.

Current and deferred tax is recognised as income or an expense and included in surplus or deficit for the period, except to the extent that the tax arises from:

- a transaction or event which is recognised, in the same or a different period, outside surplus or deficit, either in other comprehensive income or directly in equity.
- a business combination other than the acquisition by an investment of a subsidiary that is required to be measured at fair value through surplus or deficit.

Current and deferred tax is recognised outside surplus or deficit if the tax relate to items that are recognised, in the same or a different period, outside surplus or deficit. Therefore, current tax and deferred tax that relates to items that are recognised in the same or a different period:

- in other comprehensive income, will be recognised in other comprehensive income;
- directly in equity, will be recognised directly in equity.



27.2 INCOME TAX RECOGNISED IN SURPLUS OR DEFICIT:

| | GROUP | | INSTITUTE | |
|---------------------------------|---------------|---------------|---------------|---------------|
| | 2022
R'000 | 2021
R'000 | 2022
R'000 | 2021
R'000 |
| Current tax | | | | |
| Current year | (171) | - | - | - |
| Total current tax | (171) | - | - | - |
| Deferred tax | | | | |
| Deferred tax | 27 | - | - | - |
| Total deferred tax | 27 | - | - | - |
| Total income tax expense | (144) | - | - | - |

The TEUF and THF income is exempt from income tax in terms of the provisions of S10(1)(cN) and S30 of the Income Tax Act, No 58 1962. The income of the Institute is exempt in terms of the provisions of S30B of the Income Tax Act, No 58 1962 and SAICA Enterprise Development (Pty) Ltd is a full tax paying entity. Donations by or to the entities in the Group are exempt from donations tax in terms of S56(1)(h) of the Income Tax Act, No 58 1962. The TEUF and THF have public benefit organisation (PBO) status.

28. TEUF COMMITMENTS

The company has signed contracts with National Student Financial Aid Scheme, for current projects and future projects.

| | 2023-2025
Total Contracted
Income (for remaining
project term)
R'000 |
|-----------------------|--|
| Full-time CTA project | 57 763 |
| | 57 763 |

ACCOUNTING POLICIES AND NOTES TO THE GROUP AND INSTITUTE'S ANNUAL FINANCIAL STATEMENTS Continued

FOR THE YEAR ENDED 31 DECEMBER 2022

COMMITMENTS RECEIVED

| | 2023 | 2024 | 2025 | Total |
|---|--------|--------|--------|---------|
| | R'000 | R'000 | R'000 | R'000 |
| Secured funding in respect of bursaries | 62 085 | 35 631 | 29 396 | 127 112 |

COMMITMENTS MADE TO STUDENTS (R'000)

The current cost for a year of study is approximately R199 952 (2021: R203 653) per student, R99 976 (2021: R101 826) of which is funded by the National Students Financial Aid Scheme (NSFAS).


For 2023 there are 741 students on the bursary scheme with a total commitment of R74 100 for the year.

For every student who continues to pass, there is a contractual obligation to provide a bursary to complete the accredited undergraduate degree. Thus the total commitment as at 31 December 2022 for the committed bursaries is:

| | Number of committed students | 2023 | 2024 | 2025 | Total |
|------------------|------------------------------|--------|--------|--------|---------|
| | | R'000 | R'000 | R'000 | R'000 |
| Total commitment | 741 | 74 100 | 46 420 | 19 440 | 139 960 |

The total uncontracted obligation of R12 848 will be funded from the reserves of TEUF.

The surplus funding will be utilised to fund new intake in 2023 and future intakes.



29. RELATED PARTIES

29.1 GROUP ENTITIES

Subsidiaries are referred to in note 7.

29.2 OTHER RELATED PARTIES

Entity name

- ISFAP Foundation NPC
- Wiseman Nkuhlu Trust

The Group has identified the below related parties through common Board members:

- | | |
|---|------------------------------|
| • Snobbish Hands (Pty) Ltd | • Attacq Group |
| • RESAF Nutrition (Pty) Ltd | • ESD Uniquivate |
| • Pegasus Trust | • Stellr South Africa |
| • Club Equestria | • Edulife |
| • Caliba Group | • Colony Campaigns |
| • Adept Advisory | • Supafin Inc |
| • Cross stream Advisory | • AOE South Africa |
| • Thorn Tree Trading No 4 | • Bren Farms |
| • Seraphim Financial Services | • Marimba Global Investments |
| • The Native Kitchen | • Admond Capital |
| • The Growth Switch | • Repaid VC |
| • The Native Publishing Company | • Haletjhaba Energy |
| • Cyril Madiba Empowerment Foundation | • Walter Sisulu University |
| • The Native Farm | • Taquanta Asset Management |
| • The National Student Financial Aid Scheme | • NICRO |
| • Tinyeleti Consulting (Pty) Ltd | • NICRO Enterprise |
| • Legal Aid South Africa | • FP&M SETA |
| • Clear Touch | • Ngwedi Investment Managers |
| • Tremoport | • Taquanta Securities |
| • Red Synergy | • MOT South Africa |
| • Rays of Hope Alexandra | • Khuthaza Academy |

ACCOUNTING POLICIES AND NOTES TO THE GROUP AND INSTITUTE'S ANNUAL FINANCIAL STATEMENTS Continued

FOR THE YEAR ENDED 31 DECEMBER 2022

29.3 REMUNERATION OF THE BOARD, EXECUTIVE COMMITTEE AND KEY MANAGEMENT

SF Nomvalo Chief Executive Officer (CEO)

FL Lamola Chief Operating Officer (COO)

NO Nekhavhambe Chief Financial Officer (CFO)

C Mulder (2022: two months) Executive Director: Learning, Development & National Imperatives

P Faber (2022: one month) Executive Director: Standards

J Snyman Executive Director: Governance

R Zwane (2021 one month) Executive Director : Learning, Development & National Imperatives

M Bouah (2021: five months) Executive Director: Member and Alliances (now Standards)

M Segal (eleven months) Executive Director : Standards

M McWalter Chief Executive Officer: SAICA Enterprise Development (Pty) Ltd

J Johnson Senior Executive: SAICA Enterprise Development (Pty) Ltd

B Bekwa Board member (Digital Transformation Governance Committee Chairman)

J du Toit Board member (Social, Ethics and Transformation Committee Chairman)

Y Forbes Board member (Lead Independent and Human Resource and Remuneration Committee Chairman)

I Lubbe Board member

R Matenche (Resigned 27 May 2021) Board member

B Ramokhele Board member (Human Resource and Remuneration Committee Chairman)

M Singer Board member

P Stock Board member (Audit and Risk Committee Chairman)

J Swanepoel Board member (Education and Assessment Committee Chairman)

V Motholo* Board member (Chairman of the Board and Nominations and Governance Committee Chairman)

V Ngobese (Term ended 30 September 2021) Independent member of the Audit and Risk Committee

B Tsvetu Board member (Audit and Risk Committee Chairman)

SC Madiba Board member

TM Mofokeng Board member

D Singh Board member

AM le Roux Board member

A Teeruth Independent member of the Audit and Risk Committee

Y Madolo Independent member of the Audit and Risk Committee

- The Executive Committee members are considered key management of the Group and Institute. The term 'Executive Committee'.
- The details of non-executive directors appointment and resignation dates are provided in the general information. The role in the period covered by this report.

* An independent member of the Audit and Risk Committee until resignation on 26 May 2021.

| 2022 | | | | 2021 | | | |
|---------------|--------------|----------------------|---------------|---------------|--------------|----------------------|---------------|
| Remuneration | Pension fund | Short-term incentive | Total | Remuneration | Pension fund | Short-term incentive | Total |
| R'000 | R'000 | R'000 | R'000 | R'000 | R'000 | R'000 | R'000 |
| 4 705 | - | - | 4 705 | 4 511 | - | 1 118 | 5 629 |
| 3 058 | 378 | - | 3 436 | 2 921 | 363 | 814 | 4 098 |
| 2 379 | 357 | - | 2 736 | 2 273 | 349 | 525 | 3 147 |
| 758 | 83 | - | 841 | 2 519 | 493 | 746 | 3 758 |
| 148 | 17 | - | 165 | 1 160 | 114 | - | 1 274 |
| 2 128 | 281 | - | 2 409 | 2 040 | 269 | 572 | 2 881 |
| 2 018 | 303 | - | 2 321 | 67 | 11 | - | 78 |
| - | - | - | - | 1 031 | 106 | 338 | 1 475 |
| 1 748 | 231 | - | 1 979 | - | - | - | - |
| 1 022 | - | - | 1 022 | 1 009 | - | - | 1 009 |
| 702 | - | - | 702 | - | - | - | - |
| 593 | - | - | 593 | 430 | - | - | 430 |
| 544 | - | - | 544 | 406 | - | - | 406 |
| 660 | - | - | 660 | 420 | - | - | 420 |
| 163 | - | - | 163 | 327 | - | - | 327 |
| -- | - | - | - | 121 | - | - | 121 |
| 169 | - | - | 169 | 341 | - | - | 341 |
| 88 | - | - | 88 | 425 | - | - | 425 |
| 201 | - | - | 201 | 465 | - | - | 465 |
| 618 | - | - | 618 | 303 | - | - | 303 |
| 621 | - | - | 621 | 350 | - | - | 350 |
| - | - | - | - | 36 | - | - | 36 |
| 565 | - | - | 565 | 350 | - | - | 350 |
| 269 | - | - | 269 | - | - | - | - |
| 387 | - | - | 387 | - | - | - | - |
| 377 | - | - | 377 | - | - | - | - |
| 218 | - | - | 218 | - | - | - | - |
| 126 | - | - | 126 | 75 | - | - | 75 |
| 126 | - | - | 126 | 76 | - | - | 76 |
| 24 391 | 1 650 | - | 26 041 | 21 656 | 1 705 | 4 113 | 27 474 |

Executive Director' used above is the internal job title that denotes management that makes up the members of the internal

This table shall be read together with the general information provided, especially where there are two people occupying the same

ACCOUNTING POLICIES AND NOTES TO THE GROUP AND INSTITUTE'S ANNUAL FINANCIAL STATEMENTS Continued

FOR THE YEAR ENDED 31 DECEMBER 2022

29.4 RELATED PARTY TRANSACTIONS AND BALANCES

| | Thuthuka
Education
Upliftment
Fund (TEUF) | The Hope
Factory
(THF) | ISFAP
Foundation | Total |
|--|--|------------------------------|---------------------|---------|
| | R'000 | R'000 | R'000 | R'000 |
| Year ended 31 December 2022 | | | | |
| Related party transactions | | | | |
| Administration costs in kind | (3 315) | (1 322) | (664) | (5 301) |
| SAICA donation (membership fees) | (3 314) | - | - | (3 314) |
| Revenue | (645) | - | - | (645) |
| Lease rental received | - | - | 529 | 529 |
| Outstanding balances for related party transactions | | | | |
| Amounts receivable | - | 528 | - | 528 |
| Year ended 31 December 2021 | | | | |
| Related party transactions | | | | |
| Administration costs in kind | (3 195) | (1 257) | (583) | (5 035) |
| SAICA donation (membership fees) | (2 965) | - | - | (2 965) |
| Rent received | - | - | 3 330 | 3 330 |
| Outstanding balances for related party transactions | | | | |
| Amounts receivables | - | 1 608 | 2 | 1 610 |
| Outstanding loan accounts | | | | |
| Amounts payable | - | (303) | (188) | (491) |

All key management that are employed by the Group have standard employment contracts. All transactions with related parties have been concluded at arm's length. Related party balances are interest free and have no fixed terms of repayment.

30. EVENTS AFTER THE REPORTING DATE

The volatility in the foreign currency may impact the foreign creditors in the Group. Foreign currency risk is discussed in detail in note 32.1.1.

Furthermore, the grey listing of South Africa has also occurred, however this has not had a material impact on SAICA as at the date of this report.

The board is not aware of any other matter or circumstance arising since the end of the financial year to the date of this report that could have a material effect on the financial position of the Group and Institute.

31. GOING CONCERN

The Group and Institute financial statements have been prepared on the going concern basis. This basis presumes that funds will be available to finance future operations and that the realisation of assets and settlement of liabilities, contingent obligations and commitments will occur in the ordinary course of business. The application of this basis is supported by a detailed budget process which has incorporated COVID-19 impacts and include a certain level of judgements and estimates as well as ongoing compliance with budgeting controls.

During the course of the 2022 financial year, all COVID-19 restrictions were lifted allowing companies the opportunity to resume business as usual. However, the impact that COVID-19 has left on the economy is still evident and therefore management have continued to be prudent.

As the circumstances involving Russia and Ukraine remain unchanged into the 2023 financial year, the global impact and the indirect impact on the South African economy is considered to not have a major impact on the Group and Institute.

Loadshedding is a challenge that many businesses in South Africa are facing. SAICA have ensured that backup power sources have been installed reducing the risks in relation to loadshedding. The impact is therefore deemed not to be material on the business of SAICA.

32. FINANCIAL RISK MANAGEMENT

The Group's Risk Management Committee monitors and manages the financial risks relating to the operations of the Group through internal risk reports that analyse exposure by degree and magnitude of risk. These risks include market risk, credit risk and liquidity risk.

Market and liquidity risk are addressed below. Credit risk is addressed under trade and other receivables and cash and cash equivalents respectively. (Refer to notes 10 and 11)

The internal audit function reports quarterly to the Group's Audit and Risk Committee, an independent body that monitors risks and policies implemented to mitigate risk exposures.

32.1 MARKET RISK

32.1.1 Foreign currency risk

A foreign currency transaction is recorded, on initial recognition in Rands, by applying to the foreign currency amount the spot exchange rate between the functional currency and the foreign currency at the date of the transaction.

At the end of the reporting period:

- foreign currency monetary items are translated using the closing rate

SAICA's foreign currency risk arises from transactions incurred for during foreign travel of SAICA's employees and for foreign subscriptions and royalties, which are denominated in Pound Sterling, United States Dollar, Euro and Australian Dollar. Foreign exchange gains or losses resulting from the settlement of foreign currency transactions are recognised in surplus or deficit. The foreign exchange risk is mainly in relation to the Pound Sterling. The details as follows:

| | £ |
|------------------------------------|--------------|
| Year ended 31 December 2022 | |
| Average rate | 21.53 |
| Spot rate | 20.59 |
| Year ended 31 December 2021 | |
| Average rate | 21.54 |
| Spot rate | 20.82 |

ACCOUNTING POLICIES AND NOTES TO THE GROUP AND INSTITUTE'S ANNUAL FINANCIAL STATEMENTS Continued

FOR THE YEAR ENDED 31 DECEMBER 2022

32.1.1 Foreign currency risk continued

Sensitivity

The following table details the Group's sensitivity to a 10% increase and decrease in the Rand against the relevant foreign currencies. The sensitivity rate used when reporting foreign currency risk internally to key management is 10% and it represents management's assessment of the reasonably possible changes in foreign exchange rates. The sensitivity analysis includes only outstanding foreign-currency denominated monetary items and adjusts their translation at the period end for a 10% change in foreign currency rates. A positive number below indicates an increase in profit where the Rand strengthens by 10% against the relevant currency. For a 10% weakening of the Rand against the relevant currency, there would be a comparable impact on the profit and the balances below would be negative.

| | IMPACT ON POST TAX PROFIT | |
|--|---------------------------|------------|
| | 2022 | 2021 |
| | R'000 | R'000 |
| GBP exchange rate - increase 10% (10%) * | 929 | 150 |
| GBP exchange rate - decrease 10% (10%) * | (929) | (150) |
| Increase/decrease impact | 929 | 150 |

* Holding all other variables constant

| | £ |
|-------------------------|--------------|
| 31 December 2022 | |
| Trade payables | (451) |
| Bank balances | - |
| | (451) |
| 31 December 2021 | |
| Trade payables | 87 |
| Bank balances | (15) |
| | 72 |

32.2 LIQUIDITY RISK

Ultimate responsibility for liquidity risk management rests with the Board, which has built an appropriate liquidity risk management framework for the management of the Group's short-, medium- and long-term funding and liquidity management requirements. The Group manages liquidity risk by maintaining adequate reserves and banking facilities by continuously monitoring forecast and actual cash flows.

The following table details the Group's remaining contractual maturity for its current liabilities, commitments and guarantees with agreed repayment periods. The tables have been drawn up based on the undiscounted cash flows of the current liabilities, commitments and guarantees based on earliest date on which the Group can be required to pay. The tables include both interest and principal cash flows. The contractual maturity is based on the earliest date on which the Group may be required to pay.

32.2.1 Maturities of financial liabilities

CONTRACTUAL MATURITIES OF FINANCIAL LIABILITIES

| | Less than 6 months | Between 6 months and 1 year | Between 1 and 2 years | Between 2 and 5 years | Over 5 years | Total contractual cash flows |
|--|--------------------|-----------------------------|-----------------------|-----------------------|--------------|------------------------------|
| | R'000 | R'000 | R'000 | R'000 | R'000 | R'000 |
| Year ended 31 December 2022 - Group | | | | | | |
| Non-derivatives | | | | | | |
| Trade and other payables excluding non-financial liabilities (Note 15) | - | 73 137 | - | - | - | 73 137 |
| Lease liabilities (Note 13) | 12 276 | 12 275 | 25 172 | 23 322 | - | 73 045 |
| Guarantees (Note 35) | - | - | - | - | 3 898 | 3 898 |
| Total non-derivatives | 12 276 | 85 412 | 25 172 | 23 322 | 3 898 | 150 080 |
| Year ended 31 December 2021 - Group | | | | | | |
| Non-derivatives | | | | | | |
| Trade and other payables excluding non-financial liabilities (Note 15) | - | 73 787 | - | - | - | 73 787 |
| Lease liabilities (Note 13) | 11 110 | 11 110 | 48 512 | 24 532 | - | 95 264 |
| Guarantees (Note 35) | - | - | - | - | 3 898 | 3 898 |
| Total non-derivatives | 11 110 | 84 897 | 48 512 | 24 532 | 3 898 | 172 949 |
| Year ended 31 December 2022 - Institute | | | | | | |
| Non-derivatives | | | | | | |
| Trade and other payables excluding non-financial liabilities (Note 15) | - | 72 644 | - | - | - | 72 644 |
| Lease liabilities (Note 13) | 11 693 | 11 693 | 23 962 | 24 532 | - | 71 880 |
| Guarantees (Note 35) | - | - | - | - | 3 898 | 3 898 |
| Total non-derivatives | 11 693 | 82 934 | 23 962 | 24 532 | 3 898 | 147 019 |
| Year ended 31 December 2021 - Institute | | | | | | |
| Non-derivatives | | | | | | |
| Trade and other payables excluding non-financial liabilities (Note 15) | - | 62 085 | - | - | - | 62 085 |
| Lease liabilities (Note 13) | 10 851 | 10 851 | 47 349 | 24 532 | - | 93 583 |
| Guarantees (Note 35) | - | - | - | - | 3 898 | 3 898 |
| Total non-derivatives | 10 851 | 72 936 | 47 349 | 24 532 | 3 898 | 159 566 |

ACCOUNTING POLICIES AND NOTES TO THE GROUP AND INSTITUTE'S ANNUAL FINANCIAL STATEMENTS Continued

FOR THE YEAR ENDED 31 DECEMBER 2022

33. CAPITAL MANAGEMENT

The Group's objectives when managing capital are to safeguard its ability to continue as a going concern.

Our reserves policies ensure that the Group has sufficient resources to meet its obligations and other cash flow requirements of the Group. The Group optimises the management of its capital through the Investment and Reserves policy managed by the treasury function under the supervision of the Chief Financial Officer.

The Group follows a low risk approach to determine the optimal capital structure and makes adjustments to it based on changes in economic conditions and the risk characteristics of the underlying assets.

The Group has adhered to the requirements of the Investment and Reserves policy and this has therefore translated in the Group maintaining levels of interest received as well as sufficient cash reserves in order to settle obligations in the ordinary course of business. As per the statement of financial position the current ratio is 2,7:1 (2021 2,4:1)

34. NET CASH FLOWS FROM OPERATIONS

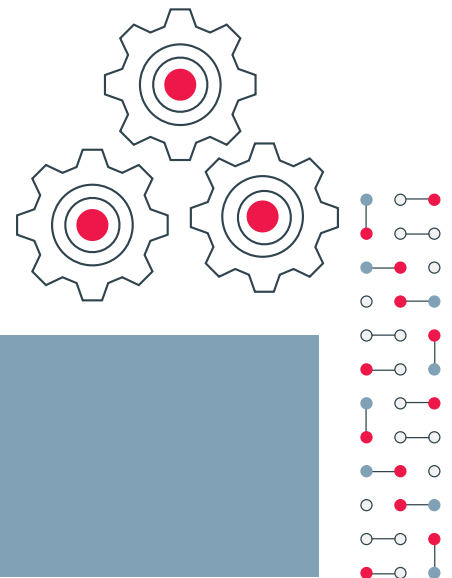
| | GROUP | | INSTITUTE | |
|--|---------------|----------------|---------------|---------------|
| | 2022
R'000 | 2021
R'000 | 2022
R'000 | 2021
R'000 |
| Surplus for the year | 43 524 | 67 128 | 22 946 | 29 036 |
| Adjustments for: | | | | |
| Finance income | (30 653) | (20 624) | (25 200) | (17 836) |
| Finance costs | 8 082 | 10 033 | 7 948 | 9 843 |
| Depreciation and amortisation expense | 28 839 | 28 292 | 28 387 | 27 905 |
| Impairment losses and reversal of impairment losses (ECL) | 2 239 | (2 324) | 2 163 | (2 499) |
| Adjustments for lease liabilities | - | 2 685 | - | 2 844 |
| Losses on foreign exchange | 185 | 405 | 183 | 405 |
| Gains on disposal of non-current assets | (293) | (97) | (344) | (97) |
| Change in operating assets and liabilities: | | | | |
| Adjustments for (increase) / decrease in trade accounts receivable | (11 224) | 47 502 | 4 582 | 11 249 |
| Decrease / (increase) in prepayments | (421) | 560 | (375) | 561 |
| Adjustments for decrease in contract fulfilment asset | (4 811) | 4 916 | (4 811) | 4 916 |
| Adjustments for (decrease) / increase in provisions | 1 927 | (294) | 1 327 | (294) |
| Adjustments for (decrease) / increase in trade payables | (14 734) | 3 047 | (2 836) | 2 038 |
| (Decrease) / increase in contract liabilities | (3 772) | 6 205 | (3 772) | 6 205 |
| (Decrease) / increase in deferred income | (1 016) | (2 626) | 1 432 | (2 368) |
| Net cash flows from operations | 17 872 | 144 808 | 31 630 | 71 908 |

35. GUARANTEES (R'000)

The Institute has a guarantee in place through Standard Bank in favour of the South African Post Office Limited for bulk postage to the value of R150 (expiry date 1 January 2030) (2021: R150). The Institute also has guarantees in place with Nedbank for bulk postage to the value of R250 (2021: R250). The Institute also has a guarantee in place with First National Bank for the lease of 17 Fricker Road, Illovo in favour of Sanlam to the value of R3 498.

36. CONTINGENT LIABILITIES

The Group is aware of pending legal matters and has in consultation with its legal counsel, assessed the outcome of these proceedings. Management has therefore concluded that no provisions are required in respect of these legal matters and that these litigations, current or pending, are not likely to have a material adverse effect on the Group. However, should the outcome of these cases not be favourable to the Group these may result in potential obligations in the future. Matters in progress range from Human Resource related and collection of outstanding trade receivables.





www.saica.org.za